Energy Trust of Oregon

2nd Quarter 2007 Energy Efficiency Program Updates

Conservation Advisory Council
September 19th, 2007

Energy Trust of Oregon, Inc.

2007 2nd Quarter Electric Savings

Electric Efficiency Savings Q2 2007	PGE aMW	Pacific Power aMW	Total Savings* aMW	Expenses	mil $ / aMW	Levelized Cost/kWh
Residential	1.62	1.10	2.72	2,956,128	$1.09	1.30 ¢
Commercial	0.76	0.34	1.10	2,041,972	$1.86	2.20 ¢
Industrial	0.36	0.60	0.96	1,820,442	$1.90	2.60 ¢
Total Energy Efficiency programs	2.74	2.04	4.78	6,818,542	$1.43	1.70 ¢

* Includes transmission & distribution savings

EnergyTrust of Oregon, Inc.

Electric Program Progress in 2007

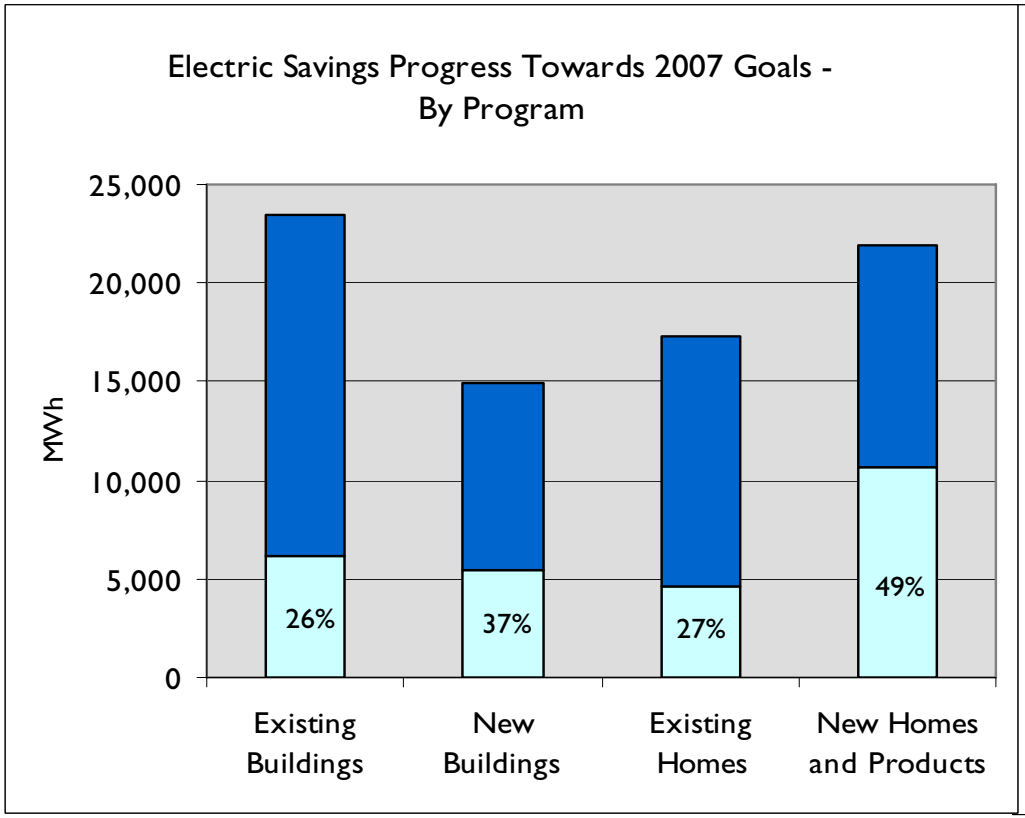

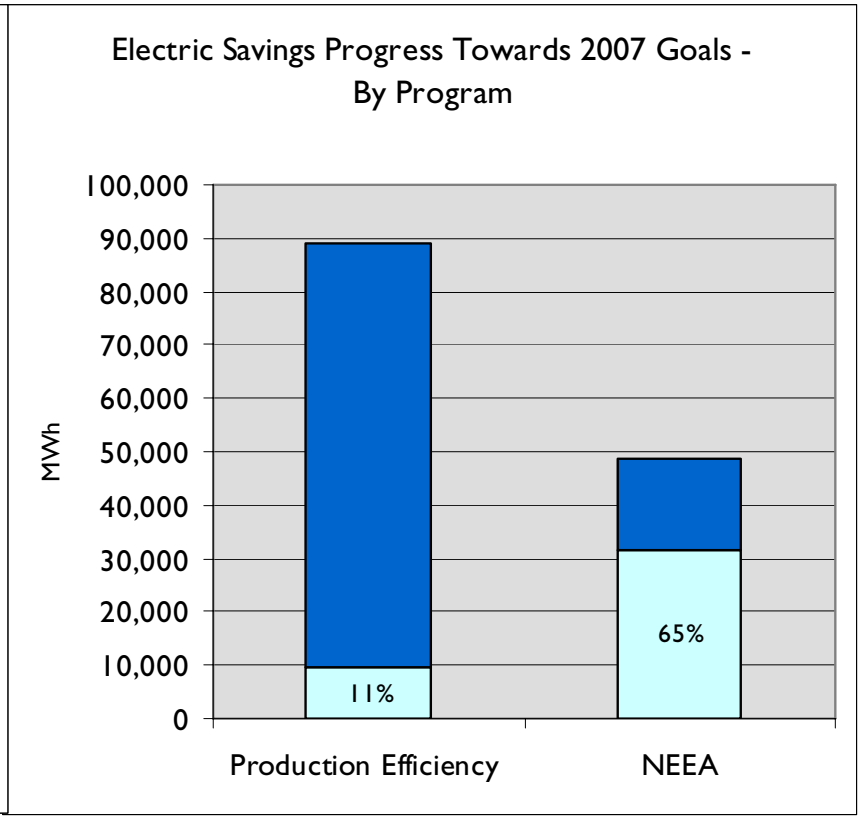

Electric Program Progress in 2007 Toward Projections for 2012

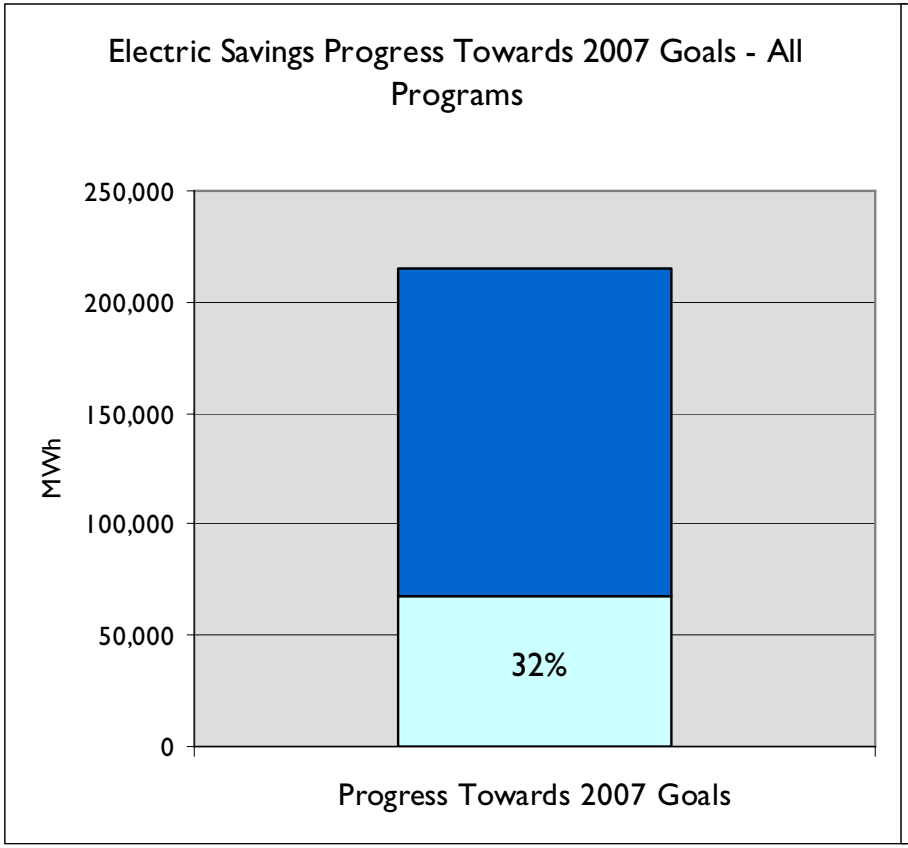

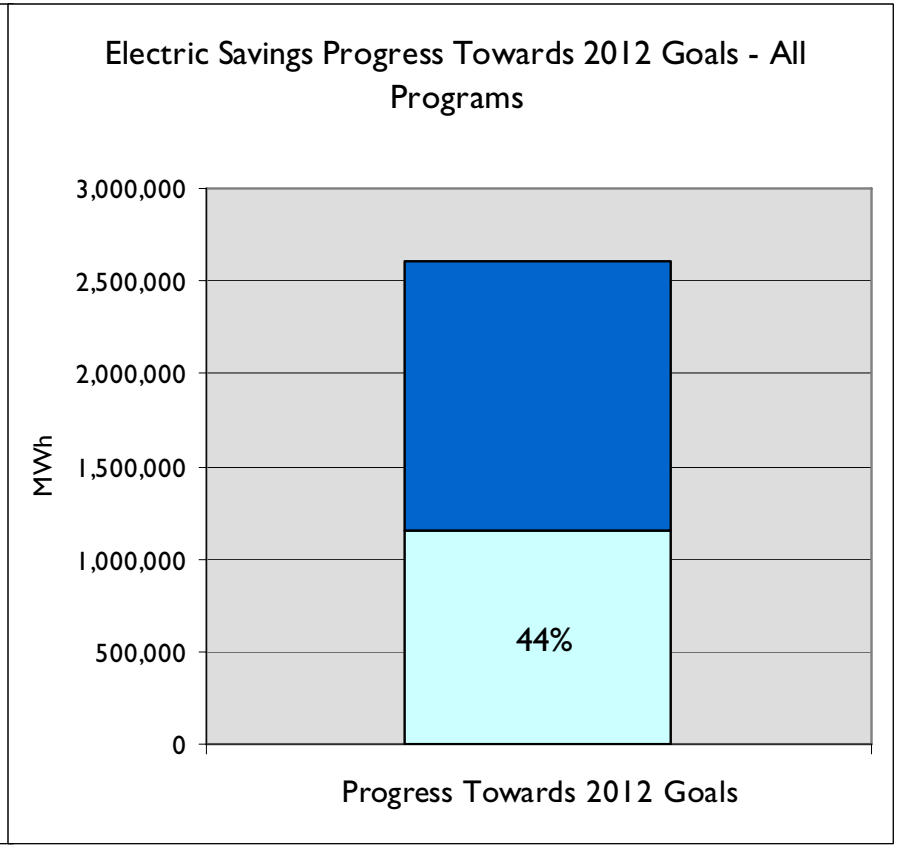

2007 2nd Quarter Gas Savings

Gas Efficiency Savings Q2 2007	NWN Therms	Cascade Natural Gas	Avista	Total Savings Therms	Expenses	$ / Therm	Levelized Cost/ Therm
Residential	232,658	22,231	984	255,873	2,023,664	$7.91	46.70 ¢
Commercial	174,190	1,395	0	175,585	533,759	$3.04	24.20 ¢
Industrial	0	0	0	0	0	n/a	0.00 ¢
Total Energy Efficiency Programs	406,848	23,626	984	431,458	2,557,423	$5.93	39.20 ¢

EnergyTrust of Oregon, Inc.

Gas Program Progress in 2007

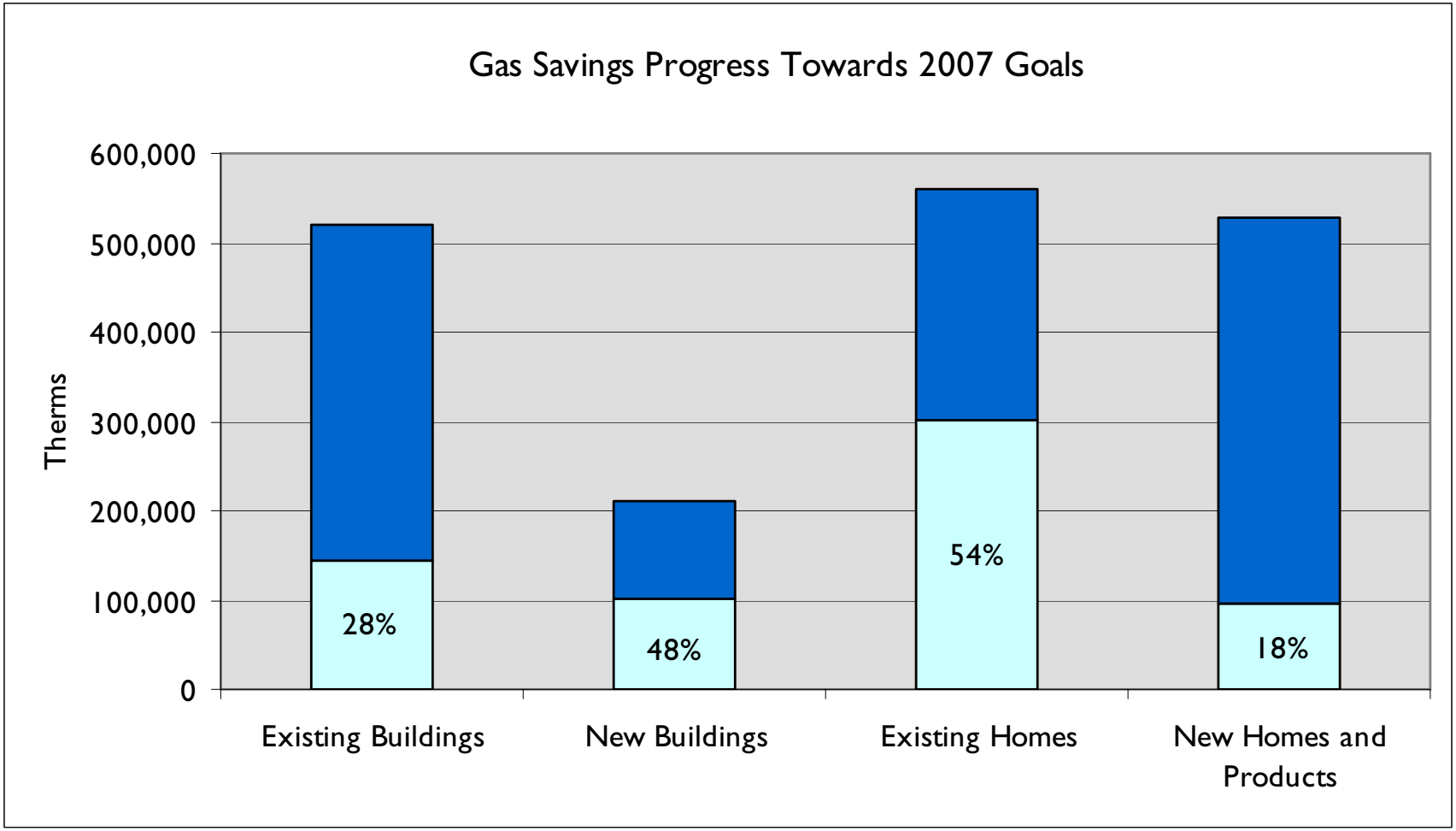

Gas Program Progress in 2007 Toward Projections for 2012

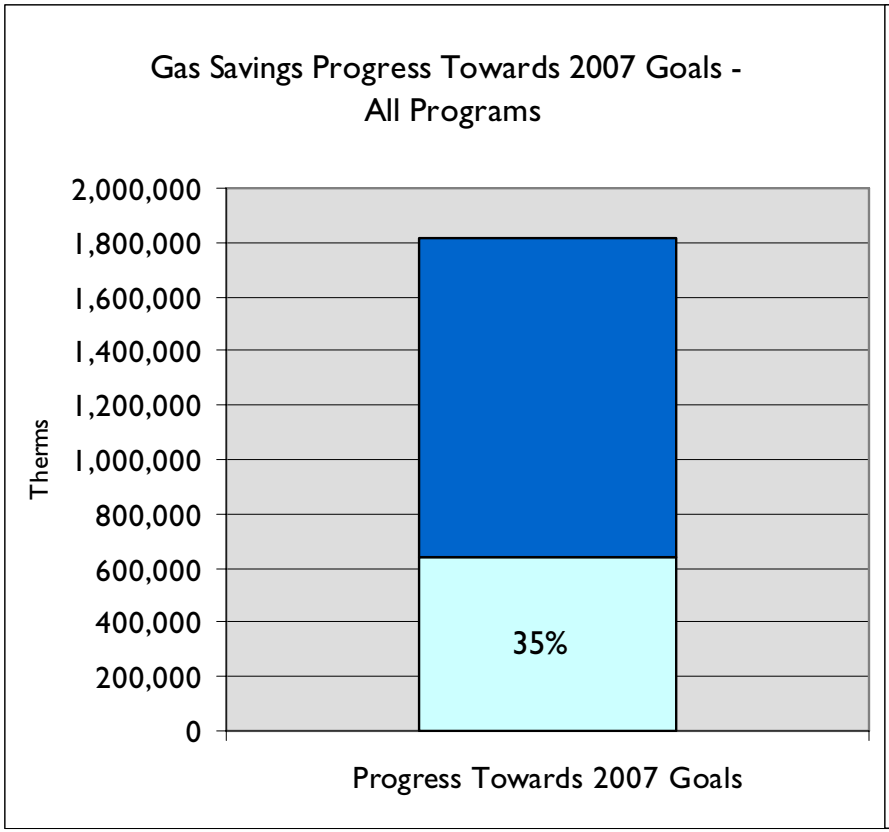

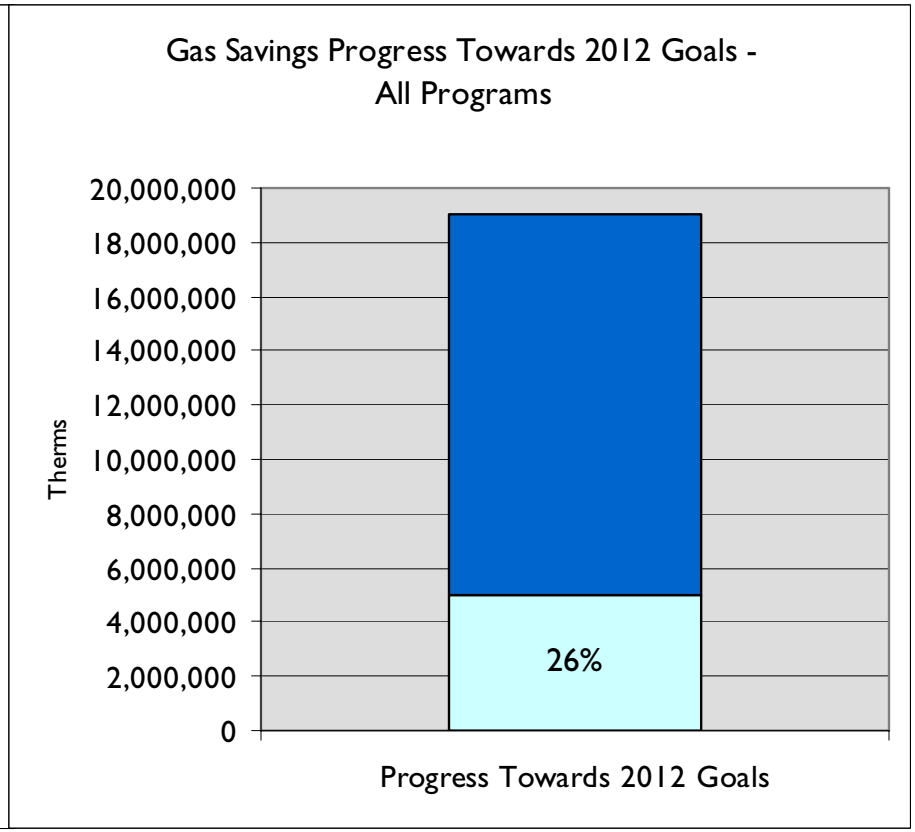

Energy Efficiency Projects Installed, 2nd Quarter 2007

	Total Sites	Sites by Type of Measure Installed		
		Electric-only	Gas-only	Both
ENERGY EFFICIENCY SITES SERVED				
Residential sites served				
ENERGY STAR new homes constructed	292	142	7	143
ENERGY STAR new homes enhanced	86	3	75	8
Efficient new manufactured homes purchased	53	36	13	4
Home energy reviews conducted	1,240	627	98	515
Single family homes retrofitted	2,890	454	2,392	44
Manufactured homes retrofitted	151	141	10	0
Multifamily units retrofitted	716	407	58	251
New multifamily units enhanced	0	0	0	0
Residential solar water heating installations	48	23	24	1
ENERGY STAR clothes washer rebates	4,801	1,993	234	2,574
CFL packages sold/provided	168,842	168,842	0	0
Commercial sites served				
Existing buildings retrofitted	564	278	280	6
Efficient new buildings constructed	48	36	4	8
Solar water heating commercial installations	6	1	5	0
Industrial sites served	44	44	0	0
TOTAL EFFICIENCY	179,781	173,027	3,200	3,554

Table 5 and corresponding information in the narrative refer to numbers of efficiency and renewable energy projects. We define "projects" to be completed installations or services at one location ("site"), with certain exceptions:

- A Home Energy Review, with CFL installation, counts as one project. If that home subsequently installs one or more measures, this installation counts as a separate project.
- Each apartment unit treated counts as one project.
- Each manufactured home counts as one project.
- Measures installed in separate facilities within a large industrial complex count as separate projects.

New Buildings Program

Savings

	Quarter Savings	Annual Savings Year-to-date	Annual Goal (Conservative)		Levelized Cost	
			Goal	% Achieved YTD	Actual YTD	Action Plan (Conservative)
Electric	0.54 aMW (4,696 MWh)	0.62 aMW (5,479 MWh)	1.70 aMW (14,932 MWh)	37%	1.7¢	2.2¢
Gas	99,308 annual therms	101,551 annual therms	209,684 annual therms	48%	15.6¢	21.5¢

Expenditures

	Quarter Expenditures	Variance from Quarter Budget		YTD Expenditures	Variance from YTD Budget*		$ Millions /aMW $ /Annual Therm
Electric	$873,513	$210,859	19.4%	$1,301,350	$540,706	29.4%	$2.08
Gas	$205,434	($56,359)	-37.8%	$226,863	$27,816	10.9%	$2.23
Total	$1,078,947	$154,500	12.5%	$1,528,213	$568,522	27.1%	

* Variance is expressed in total dollars *below* budget, or (total dollars) *above* budget.

EnergyTrust of Oregon, Inc.

New Buildings Program

- Projects in the pipeline are being added at a rate faster than ever before, resulting from outreach to potential participants in communities and firms throughout the state involving one-on-one meetings, seminars, on-line "webinars" and expanded marketing collateral.

EnergyTrust of Oregon, Inc.

Existing Buildings Program

Savings

	Quarter Savings	Annual Savings Year-to-date	Annual Goal (Conservative)		Levelized Cost	
			Goal	% Achieved YTD	Actual YTD	Action Plan (Conservative)
Electric	0.49 aMW (4,286 MWh)	0.70 aMW (6,159 MWh)	2.7 aMW (23,483 MWh)	26%	2.0¢	2.5¢
Gas	76,277 annual therms	142,948 annual therms	518,893 annual therms	28%	30.7¢	36.6¢

Expenditures

	Quarter Expenditures	Variance from Quarter Budget		YTD Expenditures	Variance from YTD Budget*		$ Millions /aMW $ /Annual Therm
Electric	$783,197	$538,528	40.7%	$1,288,520	$1,010,339	43.9%	1.83
Gas	$328,325	$99,452	23.2%	$593,585	$91,645	13.4%	4.15
Total	$1,111,522	$637,980	36.5%	$1,882,105	$1,101,984	36.9%	

* Variance is expressed in total dollars *below* budget, or (total dollars) *above* budget.

EnergyTrust of Oregon, Inc.

Existing Buildings Program

- Issued competitive RFP in July
- Finalized hotel/motel lodging marketing materials, new fact sheet and web page
- Worked closely with the Oregon Lodging Association to promote the new lodging program
- Continue to collaborate with RTF

EnergyTrust of Oregon, Inc.

Production Efficiency Program

Savings

	Quarter Savings	Annual Savings Year-to-date	Annual Goal (Conservative)		Levelized Cost	
			Goal	% Achieved YTD	Actual YTD	Action Plan (Conservative)
Electric	0.63 aMW (5,528 MWh)	1.10 aMW (9,666 MWh)	10.20 aMW (89,165MWh)	11%	3.4¢	1.7¢

Expenditures

	Quarter Expenditures	Variance from Quarter Budget		YTD Expenditures	Variance from YTD Budget*		$ Millions /aMW $ /Annual Therm
Electric	$1,542,217	$743,487	32.5%	$2,862,725	$858,924	23.1%	$2.59
Gas	-	-	-	-	-	-	
Total	$1,542,217	$743,487	32.5%	$2,862,725	$858,924	23.1%	

* Variance is expressed in total dollars *below* budget, or (total dollars) *above* budget.

EnergyTrust of Oregon, Inc.

Production Efficiency Program

- Finalized estimated savings of 74,618 kWh for 2006 for the Blue Heron project which is 70% of original estimates due to market condition changes and challenges.
- Completed commitments for 15 projects through the new small industrial initiative, totaling 663,508 kWh savings and $100,891 incentive payments.
- Launched an operations and maintenance focused pilot project

EnergyTrust of Oregon, Inc.

Existing Homes Program

Savings

	Quarter Savings	Annual Savings Year-to-date	Annual Goal (Conservative)		Levelized Cost	
			Goal	% Achieved YTD	Actual YTD	Action Plan (Conservative)
Electric	0.28 aMW (2,486MWh)	0.53 aMW (2,154 MWh)	2.0 aMW (17,250 MWh)	27%	3.1¢	2.7¢
Gas	204,830 annual therms	300,032 annual therms	559,198 annual therms	54%	36.6¢	42.7¢

Expenditures

	Quarter Expenditures	Variance from Quarter Budget		YTD Expenditures	Variance from YTD Budget*		$ Millions /aMW $ /Annual Therm
Electric	$1,150,334	$336,019	22.6%	$2,253,519	$509,594	18.4%	$4.26
Gas	$1,313,314	$(597,794)	(83.5%)	$2,087,991	$ (803,935)	(62.6%)	$6.96
Total	$2,463,648	$(261,775)	(11.9%)	$4,341,510	$ (294,341)	(7.3%)	

* Variance is expressed in total dollars *below* budget, or (total dollars) *above* budget.

EnergyTrust of Oregon, Inc.

Existing Homes Program

- Trained energy advisors to promote solar measures during home energy reviews.
- Attracted over 30 plumbing contractors and solar professionals to solar water heating trade ally training.

EnergyTrust of Oregon, Inc.

ENERGY STAR® New Homes and Products

Savings

	Quarter Savings	Annual Savings Year-to-date	Annual Goal (Conservative)		Levelized Cost	
			Goal	% Achieved YTD	Actual YTD	Action Plan (Conservative)
Electric	1.05 aMW (9,200 MWh)	1.22 aMW (10,709 MWh)	2.50 aMW (21,863 MWh)	49%	2.7¢	4.3¢
Gas	51,043 annual therms	96,990 annual therms	526,816 annual therms	18%	82.4¢	40.0¢

Expenditures

	Quarter Expenditures	Variance from Quarter Budget		YTD Expenditures	Variance from YTD Budget*		$ Millions /aMW $ /Annual Therm
Electric	$1,546,973	$(187,198)	(13.8%)	$2,518,666	$73,751	2.8%	$2.06
Gas	$710,350	$35,963	4.8%	$1,333,720	$87,295	6.1%	$13.75
Total	$2,257,323	$(151,235)	(7.2%)	$3,852,386	$161,046	4.0%	

* Variance is expressed in total dollars *below* budget, or (total dollars) *above* budget.

EnergyTrust of Oregon, Inc.

ENERGY STAR® New Homes and Products

- The premium efficiency clothes washer program continues to exceed expectations (64% of goal). The program also translated materials into Spanish including the application form and website content.
- The CFL fundraiser program has increased participation by 109% over 2004 and 2005.
- The manufactured home program had strong uptake in our marketing and model home incentives.
- Manufactured home field staff were featured on a live radio show to promote ENERGY STAR manufactured homes.

EnergyTrust of Oregon, Inc.

ENERGY STAR® New Homes and Products

- The new homes program held its first verifier training in collaboration with ODOE. More than 20 individuals interested in providing verification services attended.
- The new homes program finalized and rolled-out paperwork for ENERGY STAR multifamily homes.
- To offset the downturn in the housing market, the team is working to increase therm savings through stand-alone measures including tankless hot water.

EnergyTrust of Oregon, Inc.

Solar Water Heating

- Solar water heating systems were installed in 23 homes with electric hot water and 25 homes with gas hot water.
- Commercial Solar water heating systems were installed in 1 business with electric hot water and 5 businesses with gas hot water.

EnergyTrust of Oregon, Inc.

Northwest Energy Efficiency Alliance

Savings

	Quarter Savings	Annual Savings Year-to-date	Annual Goal (Conservative)		Levelized Cost	
			Goal	% Achieved YTD	Actual YTD	Action Plan (Conservative)
Electric	1.79 aMW (15,699 MWh)	3.59 aMW (31,507 MWh)	5.50 aMW (48,618 MWh)	65%	1.2¢	1.1¢

Expenditures

	Quarter Expenditures	Variance from Quarter Budget		YTD Expenditures	Variance from YTD Budget*		$ Millions /aMW $ /Annual Therm
Electric	$922,308	$114,822	11.1%	$1,928,651	$161,396	7.7%	$0.54
Gas	0	0	0	0	0	0	n/a
Total	$922,308	$114,822	11.1%	$1,928,651	$161,396	7.7%	

* Variance is expressed in total dollars *below* budget, or (total dollars) *above* budget.

EnergyTrust of Oregon, Inc.

Northwest Energy Efficiency Alliance

- *Residential sector*
- Worked with the EPA, ODOE and Ecotope to develop a new ENERGY STAR specification in anticipation of Oregon code changes being approved.
- Provided $5,000 in matching funds for the EPA's cooperative print advertising campaign in southern Oregon.
- Issued an RFP for the Fall Change A Light promotion, negotiated product selection, established and validated the sales percentages for retail locations, and coordinated with other Oregon utilities to ensure collaboration.

EnergyTrust of Oregon, Inc.

Northwest Energy Efficiency Alliance

Commercial sector

•Sponsored a contest with the BOMA to recognize the most energy efficient Portland office buildings using the Energy Star Portfolio Manager benchmarking platform. Supported the BOMA Energy Efficiency Program (BEEP), an industry-led education program focusing on low and no-cost improvements in energy efficiency.

•Assisted Legacy Health System in facility scoping and benchmarking for its Strategic Resource Management Plan to support energy efficiency opportunities on a multi-year basis across the system.

•Provided education and technical assistance to architects and design engineers on a number of projects, including Portland State University's recreation building, Portland's Da Vinci Middle School, Shriner's Hospital for Children, Good Samaritan West Tower addition (Corvallis), Providence Hood River Hospital, Canby High School, and Happy Valley Elementary and Middle School.

•Assisted Lamb's Thriftway in developing a comprehensive approach to control energy costs through planning, tracking and benchmarking, maintenance, upgrades, and employee awareness training.

EnergyTrust of Oregon, Inc.

Northwest Energy Efficiency Alliance

Industrial sector

- Supported EnVinta One-2-Five assessments, in concert with PGE and Pacific Power, for Norpac Foods Plants in Stayton and Salem, Sabroso's Woodburn plant and Georgia Pacific Camas. This industrial focused program leads businesses through the process of incorporating energy efficiency in their business practices by getting buy-in from senior management as well as plant floor staff.

EnergyTrust of Oregon, Inc.