Renewable Energy 2014-15 Draft Budget

Nov. 20, 2013

EnergyTrust of Oregon

2014-15 Draft Renewable Energy Sector Budget Presentation

- 2013 Activities and Accomplishments
- 2014 Budget Themes
- 2014 Budget Allocation
- Program Work plans

EnergyTrust of Oregon

2013 Activities/Accomplishments

- Robust pipeline for non-solar projects
  - 13 projects reviewed
  - 6 projects selected for funding
- New Project Development Assistance program
  - RFP response
    - 4 proposals under contract
    - 4 technologies represented
  - Standard offer activity
    - 16 projects under contract
- Custom Solar projects
  - 2 Solar Capacity Standard projects
  - 1 Solar project from PGE RFP

EnergyTrust of Oregon

2013 Results

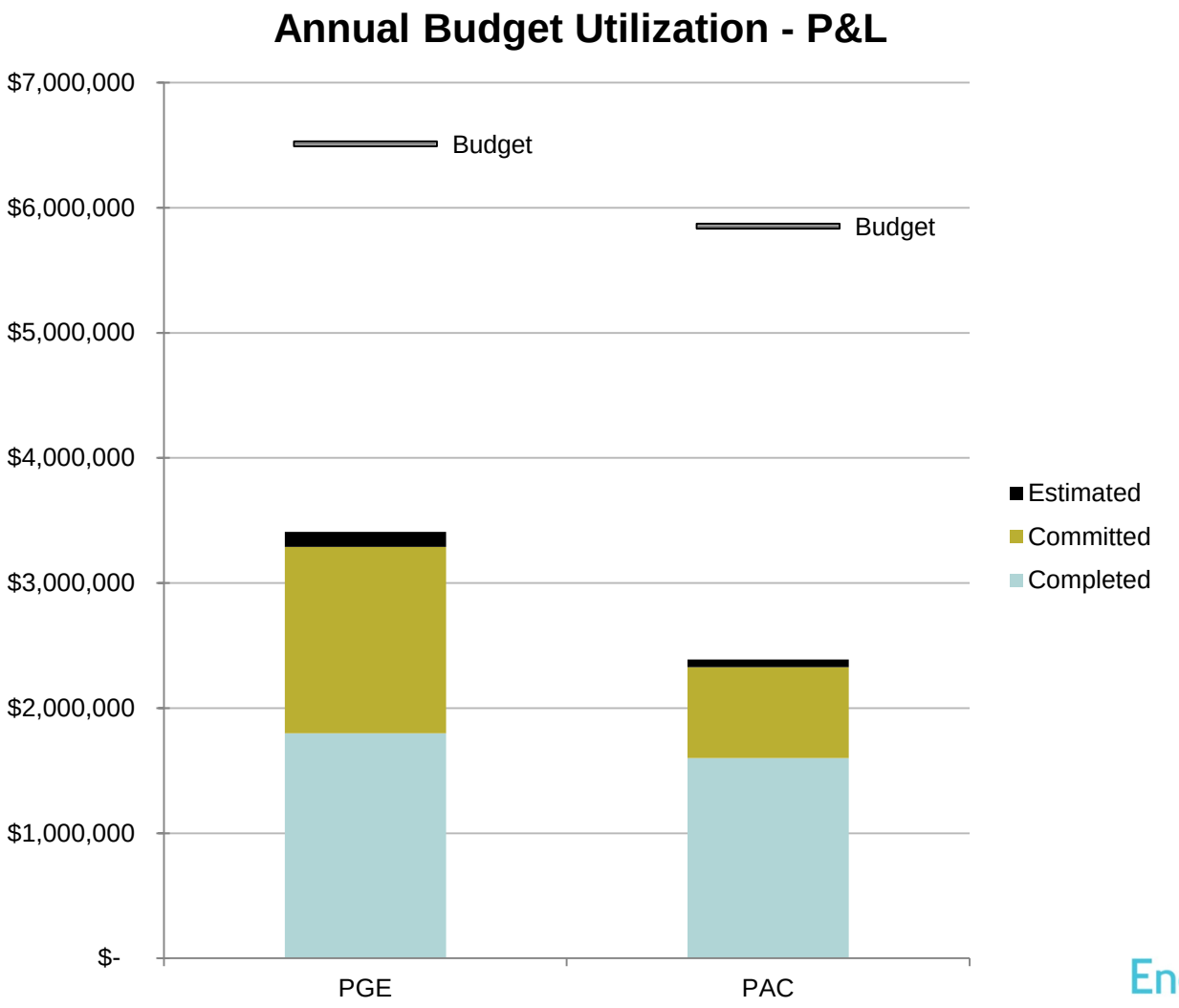

EnergyTrust of Oregon

Annual Budget Utilization P&L

- PGE - $3.1 million
  - Delayed/Reallocated Projects - $1.9 million
  - Unallocated funds - $0.9 million

- PAC - $3.46 million
  - Delayed/Reallocated Projects - $2.88 million
  - Unallocated funds - $0.19 million

EnergyTrust of Oregon

2014-15 Renewable Energy Budget Themes

1. Transition to two program tracks: Solar and Other

2. Continue Portfolio Management Approach.

3. Focus on pipeline building by utilizing project development assistance and outreach while continuing our competitive processes.

4. Continue to support predictable standard solar program incentives and focus on soft cost reduction strategies.

EnergyTrust of Oregon

2014 Draft RE Activity Budget and Generation

Programs	Total costs		aMW
	$ Million	%Total	
Other Renewables	$7.76	43	1.4
Solar Electric	$10.26	57	0.8
Total Renewable Energy	$18.02	100%	2.2

EnergyTrust of Oregon

2014 Draft RE Activity Budget and Generation Versus 2013

Programs	Total Budget 2014	aMW	Total Budget 2013	
	$M		$M	aMW
Other Renewables	7.76	1.4	9.8	1.46
Solar Electric	10.26	0.8	9.3	0.72
Totals	$18.02	2.2	19.1	2.18

EnergyTrust of Oregon

2014 Draft RE Activity Budget PGE

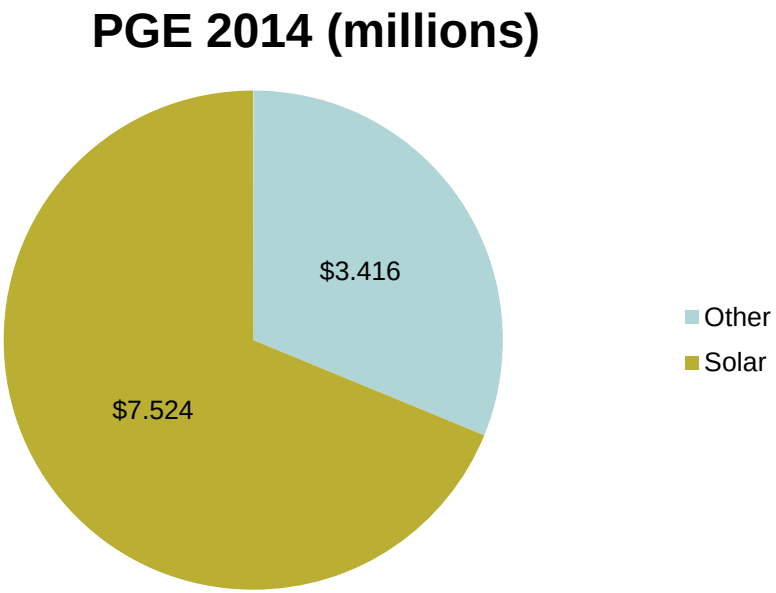

	$M	%	aMW
Other RE	$3.42	31%	0.6
Solar	$7.52	69%	0.6
Total	$10.94	100%	1.2

- Heavily weighted to solar but still provides room for custom programs to commit to projects (WWTP, small wind, municipal hydro in pipeline)
- Solar Program includes streamlined competitive process for projects > 250 KW
- Dollars available for competitive Development Assistance

EnergyTrust of Oregon

2014 Draft RE Activity Budget
Pacific Power

PAC 2014 (millions)

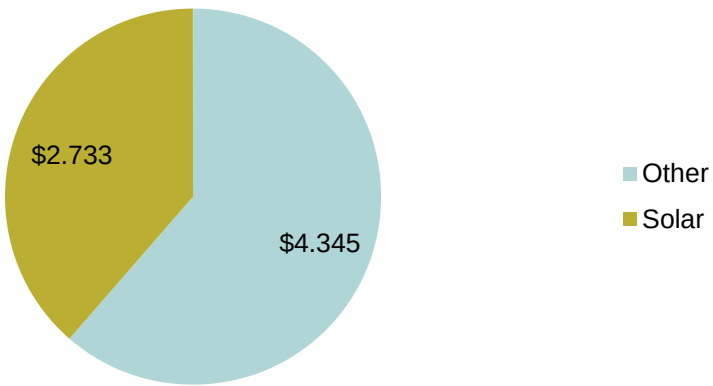

	$M	%	aMW
Other RE	$4.34	61%	0.8
Solar	$2.73	39%	0.2
Total	$7.07	100%	1.0

- Continue competitive process for non-solar projects, focus on project and market development assistance
- Maintain viable standard solar incentives

EnergyTrust of Oregon

2014 Other Renewables Action Plan

- Focus on pipeline-building through project development assistance and expanded outreach
- Continue offering both larger and smaller amounts of PDA
- Priority on biopower and hydro
- Expand competitive solicitations to PGE service territory
- Targeted outreach and assistance effort to wastewater treatment plants
- Leverage other incentives and opportunities
- Work with projects to enable more uptake of PDA

EnergyTrust of Oregon

2014 Solar Action Plan

Incentives:

- Target stable incentive levels for residential and small commercial solar projects (<250 kW);
- If needed to meet budget (PAC, in particular), ratchet down incentives by small increments
- Develop a streamlined competitive process for larger solar projects (250+ kW) in PGE

EnergyTrust of Oregon

2014 Solar Action Plan

Market Development:

- Build pipeline of solar projects through education, promotion and targeted marketing
- Collaborate with regional stakeholders to work toward lower non-hardware “soft” costs
- Refocus program efforts on contractor training and business development
- Support the Oregon PUC’s evaluation of the state’s solar incentive programs

EnergyTrust of Oregon