

## Energy Trust Board of Directors

February 24, 2021

---

Energy Trust of Oregon  
Board of Directors' Meeting Zoom Webinar.

Register in advance for this webinar:  
[https://zoom.us/webinar/register/  
WN\\_heE3K6FPQKmCYPiTjlgd5Q](https://zoom.us/webinar/register/WN_heE3K6FPQKmCYPiTjlgd5Q)

**After registering, you will receive a confirmation email  
containing information about joining the webinar.**

### **PUBLIC COMMENT:**

There are two PUBLIC COMMENT opportunities during the meeting at 10:00 a.m. and at 1:00 p.m. To request to speak **email meeting host [cheryle.easton@energytrust.org](mailto:cheryle.easton@energytrust.org)** with contact information and interested agenda topic.

# 186th Board Meeting

February 24, 2021

Register in advance for this webinar:

[https://zoom.us/webinar/register/WN\\_heE3K6FPQKmCYPiIjgd5Q](https://zoom.us/webinar/register/WN_heE3K6FPQKmCYPiIjgd5Q)



<b>Agenda</b>		<b>Tab</b>	<b>Purpose</b>
<b>10:00 a.m.</b>	<b>185th Board Meeting Call to Order</b> (Melissa Cribbins) <ul style="list-style-type: none"><li>Approve agenda</li></ul>		Info
	<b>General Public Comment</b> <i>The president may defer specific public comment to the appropriate agenda topic.</i>		Info
<b>10:10 a.m.</b>	<b>Nominating Committee</b> (Anne Root, Melissa Cribbins) 10 minutes <ul style="list-style-type: none"><li>Elect or Renew Terms of Board Directors R#930</li><li>Elect or Renew Terms of Board Officers R#931</li><li>Board Committee Appointments R#932</li></ul>	<b>1</b>	Action
<b>10:20 a.m.</b>	<b>President's Report</b> (Melissa Cribbins) 15 minutes		
	<b>Consent Agenda</b> <i>The consent agenda may be approved by a single motion, second and vote of the board. Any item on the consent agenda will be moved to the regular agenda upon the request of any member of the board.</i> <ul style="list-style-type: none"><li>December 11, 2020 Board Meeting Minutes</li></ul>	<b>2</b>	Action
<b>10:35 a.m.</b>	<b>Executive Director Report</b> (Michael Colgrove) 30 minutes <ul style="list-style-type: none"><li>Preliminary 2020 Annual Results</li><li>Business Programs Contract comparison</li></ul>		Info Info
<b>11:05 a.m.</b>	<b>Legislative Report</b> (Jay Ward, Hannah Cruz, Debbie Menashe) 30 minutes <ul style="list-style-type: none"><li>Board Briefing Paper</li></ul>	<b>3</b>	Info
<b>11:35 a.m.</b>	<b>Committee Reports 45 minutes</b> <ul style="list-style-type: none"><li>Evaluation Committee (Lindsey Hardy)</li><li>Finance Committee (Susan Brodahl)</li><li>Policy Committee (Henry Lorenzen)</li><li>Strategic Planning Committee (Mark Kendall)</li><li>Diversity Advisory Council (Mark Kendall)</li><li>Renewable Advisory Council (Susan Brodahl)</li><li>Ad hoc Board DEI Committee (Mark Kendall)</li><li>Ad hoc Board Roles &amp; Responsibilities Committee (Roland Risser)</li><li>Ad hoc Board Structure Committee (Henry Lorenzen)</li></ul>	<b>4</b> <b>5</b> <b>6</b> <b>7</b> <b>8</b>	Info Info Info Info Info Info Info
<b>12:20 p.m.</b>	<b>Break for Lunch</b>		

<b>Agenda</b>	<b>Tab</b>	<b>Purpose</b>
<b>1:00 p.m. Call Meeting to Order</b> (Melissa Cribbins)		
<b>1:05 p.m. General Public Comment</b> <i>The president may defer specific public comment to the appropriate agenda topic.</i>		Info
<b>1:15 p.m. Programs Contracts</b> (Adam Bartini, Amanda Potter, Dan Rubado) 120 mins		
<ul style="list-style-type: none"> <li>Staff proposes one-year extensions to the three Production Efficiency Program custom track program delivery contracts for the 2022 budget year. Cascade Energy, Inc., Energy 350, Inc and RHT Energy, Inc. (Adam Bartini) 60 minutes</li> </ul>	<b>9</b>	Info
<ul style="list-style-type: none"> <li>Staff proposes approval to amend and extend a Standard Industrial Program Delivery Contractor (PDC) Contract for additional one year. (Amanda Potter) 30 minutes R#933</li> </ul>	<b>9</b>	Action
<ul style="list-style-type: none"> <li>Staff proposes added funding to a Special Project Order of the Energy Trust/Northwest Energy Efficiency Alliance 2020-2024 Cycle 6 Funding Agreement. (Dan Rubado) 30 minutes. R#934</li> </ul>		Action
<b>3:15 p.m. Recommendation for modification for Board Minutes and Board Services Update</b> (Debbie Goldberg Menashe) 30 min		
<ul style="list-style-type: none"> <li>Minutes Resolution R#935</li> </ul>	<b>10</b>	Action
<b>3:45 p.m. Adjourn Meeting</b>		

**The next meeting of the Energy Trust Board of Directors will be held Wednesday, April 7, 2021 at 10:00 a.m. at Energy Trust of Oregon.**

**Table of Contents****Tab 1 Board of Directors Officer, Terms and Committees**

- Elect or Renew Terms of Board Directors R#930
- Elect or Renew Terms of Board Officers R#931
- Committee Assignments R#932

**Tab 2 Consent Agenda**

- December 13, 2019, Board Meeting Minutes

**Tab 3 Legislative Briefing Paper**

- Board Briefing Paper 2021 Legislative Report

**Tab 4 Evaluation Committee**

- December 1, 2020 Evaluation Committee Meeting Notes
- Board Memo: Single-Family Low Flow Gas Showerhead Analysis Results

**Tab 5 Finance Committee**

- November 2020 Financial Statement Package
- January 22, 2021 Finance Committee Notes (emailed)
- February 8, 2021 Finance Committee Notes (emailed)

**Tab 6 Policy Committee**

- January 28, 2021 Policy Committee Notes

**Tab 7 Advisory Councils**

- January 19, 2021 Diversity Advisory Council Meeting Notes
- January 21, 2021 Renewable Advisory Council Meeting Notes

**Tab 8 Ad hoc DEI Committee**

- Draft Charter

**Tab 9 Contracts proposed for Approval**

- Recommendation to amend and extend a Standard Industrial Program Delivery Contractor Contract for an additional year 2022 R#933
- Recommendation for added funding to a Special Project Order of the Energy Trust/Northwest Energy Efficiency Alliance 2020-2024 Cycle 6 Funding Agreement. R#934

**Tab 10 Board Services**

- Recommendation to revise Board Meeting Minutes R#935

**Tab 1**

## **Resolution 930**

### **ELECTING ANNE ROOT, LINDSEY HARDY, MARK KENDALL, ROLAND RISSER TO NEW TERMS ON THE ENERGY TRUST BOARD OF DIRECTORS**

February 24, 2021

---

#### **RESOLUTION R930**

### **ELECTING ANNE ROOT, LINDSEY HARDY, MARK KENDALL, ROLAND RISSER TO NEW TERMS ON THE ENERGY TRUST BOARD OF DIRECTORS**

#### **WHEREAS:**

- 1. The terms of incumbent board members Anne Root, Lindsey Hardy, Mark Kendall, and Roland Risser expire in 2021.**
- 2. The board nominating committee has recommended that these members' terms be renewed.**

**It is therefore RESOLVED that the Energy Trust of Oregon, Inc., Board of Directors elects Anne Root, Lindsey Hardy, Mark Kendall, and Roland Risser, incumbent board members, to new terms of office that end in 2024.**

Moved by:

Seconded by:

Vote:

In favor:

Abstained:

Opposed:

**PINK PAPER**

**Resolution 931**  
**ELECTION OF OFFICERS**  
Approved February 24, 2021

---

**RESOLUTION R931**  
**ELECTION OF OFFICERS**

**WHEREAS:**

- 1. Officers of the Energy Trust of Oregon, Inc., (other than the Executive Director) are elected each year by the Board of Directors at the board's annual meeting.**
- 2. The Board of Directors Nominating Committee has nominated the following directors to renew terms as officers:**
  - Melissa Cribbins, President**
  - Henry Lorenzen, Vice President**
  - Mark Kendall, Secretary**
  - Susan Brodahl, Treasurer**

**It is therefore RESOLVED that the Board of Directors hereby elects the following as officers of Energy Trust of Oregon, Inc., for 2021:**

- Melissa Cribbins, President**
- Henry Lorenzen, Vice President**
- Mark Kendall, Secretary**
- Susan Brodahl, Treasurer**

Moved by:

Seconded by:

Vote:

In favor:

Abstained:

Opposed:



**PINK PAPER**

**Resolution 932**  
**BOARD COMMITTEE APPOINTMENTS**  
 February 24, 2021

---

**RESOLUTION R932**  
**BOARD COMMITTEE APPOINTMENTS**  
*(REPLACES RESOLUTIONS 898 & 925R)*

WHEREAS:

1. Energy Trust of Oregon, Inc. Board of Directors are authorized to appoint by resolution committees to carry out the Board’s business.
2. The Board President has nominated new directors to serve on the following committees.

It is therefore RESOLVED:

1. This resolution replaces Resolution 898 & Resolution 925R adopted by the board at its February 26, 2021 meeting and the December 11, 2021, respectively.
2. That the Board of Directors hereby appoints the following directors to the following committees for terms that will continue until a subsequent resolution changing committee appointments is adopted:

<b>Audit Committee</b>
Anne Root, Chair
Alexia Kelly
Henry Lorenzen
Karen Ward, outside expert
Melissa Cribbins (ex officio)
Pati Presnail, staff liaison
<b>Board Nominating Committee</b>
Anne Root, Chair
Alan Meyer
Alexia Kelly
Ernesto Fonseca
Lindsey Hardy
Letha Tawney OPUC (ex officio)
Melissa Cribbins (ex officio)
Greg Stokes, staff liaison

<b>Compensation Committee</b>
Roland Risser, Chair
Mark Kendall
Susan Brodahl
Eric Hayes
Melissa Cribbins (ex officio)
Amanda Sales, staff liaison
<b>Executive Director Review Committee</b>
Elee Jen, Chair
Erik Andersson
Roland Risser
Eric Hayes
Melissa Cribbins (ex officio)
Amanda Sales, staff liaison
<b>Finance Committee</b>
Susan Brodahl, Chair
Anne Root
Henry Lorenzen
Roland Risser
Melissa Cribbins (ex officio)
Pati Presnail, staff liaison
<b>Policy Committee</b>
Henry Lorenzen, Chair
Alan Meyer
Anne Root
Eric Hayes
Erik Andersson
Susan Brodahl
Letha Tawney OPUC (ex officio)
Melissa Cribbins (ex officio)
Debbie Goldberg Menashe, staff liaison
<b>Program Evaluation Committee</b>
Lindsey Hardy, Chair
Alan Meyer
Eric Hayes
Erik Andersson
Jennifer Light, expert outside reviewer
Warren Cook, ODOE (ex officio)
Melissa Cribbins (ex officio)
Sarah Castor, staff liaison

<b>Strategic Planning Committee</b>
Mark Kendall, Chair
Lindsey Hardy
Roland Risser
Ruchi Sadhir, ODOE (ex officio)
Letha Tawney OPUC (ex officio)
Melissa Cribbins (ex officio)
Hanna Cruz and Lizzie Rubado, staff liaisons
<b>Ad hoc Committee on Board Roles and Responsibilities</b>
Roland Risser, Chair
Alan Meyer
Elee Jen
Eric Hayes
Mark Kendall
Melissa Cribbins (ex officio)
Letha Tawney OPUC (ex officio)
Cheryle Easton, staff liaison
<b>Ad hoc Committee on Board Governance and Structure</b>
Henry Lorenzen, Chair
Alan Meyer
Anne Root
Eric Hayes
Ernesto Fonseca
Susan Brodahl
Letha Tawney OPUC (ex officio)
Melissa Cribbins (ex officio)
Cheryle Easton, staff liaison
<b>Ad hoc Committee on Board Diversity</b>
Mark Kendall, Chair
Elee Jen
Eric Hayes
Ernesto Fonseca
Lindsey Hardy
Letha Tawney OPUC (ex officio)
Ruchi Sadhir, ODOE (ex officio)
Melissa Cribbins (ex officio)
Cheryle Easton, staff liaison

**3. The executive director, chief legal officer or director of finance are authorized to sign routine 401(k) administrative documents on behalf of the board, or other documents if authorized by the Compensation Committee.**

The board also acknowledges that the following board members have committed to attend advisory council meetings:

- a. Conservation Advisory Council: Lindsey Hardy, Erik Andersson, and Alan Meyer
- b. Renewable Energy Advisory Council: Susan Brodahl, Alexia Kelly, and Elee Jen
- c. Diversity Advisory Council: Mark Kendall, Ruchi Sadhir

Moved by:

Seconded by:

Vote:

In favor:

Abstained:

Opposed:

# Tab 2

# Board Meeting Minutes 184<sup>th</sup> Meeting

December 11, 2021

---

## Board members present:

Erik Andersson, Susan Brodahl, Melissa Cribbins, Lindsey Hardy, Elee Jen, Mark Kendall, Alexia Kelly, Henry Lorenzen, Alan Meyer, Roland Risser, Letha Tawney (Oregon Public Utility Commission ex officio), Janine Benner (Oregon Department of Energy special advisor)

**Board members absent:** Ernesto Fonseca, Anne Root, Eric Hayes

## Staff attending:

Adam Bartini, Alma Pinto, Amanda Potter, Amanda Sales, Amber Cole, Ashley Bartels, Betsy Kauffman, Cheryle Easton, Dave Moldal, Debbie Menashe, Elizabeth Fox, Emily Findley, Fred Gordon, Hannah Cruz, Jay Ward, Jeni Hall, Josh Reed, Juliana Hairston, Julianne Thacher, Justin Buttles, Kathleen Belkhatay, Kati Harper, Kirsten Svaren, Kyle Petrocine, Lizzie Rubado, Mana Haeri, Mark Wyman, Marshall Johnson, Matt Getchell, Melanie Bissonnette, Mike Colgrove, Oliver Kesting, Pati Presnail, Peter Schaffer, Peter West, Phil Degens, Quinn Cherf, Sarah Castor, Shelly Carlton, Scott Clark, Scott Leonard, Steve Lacey, Sue Fletcher, Susan Jowaiszas, Thad Roth, Tyrone Henry, Wendy Bredemeyer, Wendy Gibson.

**Others attending:** Anna Kim, Oregon Public Utility Commission; Chris Smith, Energy 350; Erik Holman, Cascade Energy; Grady Britton; Jason Elzy, Housing Authority of Jackson County; Jed Jorgensen, FCA Solutions; Jennifer Standsfield, Julie O'Shea, FCA Solutions; Kari Greer, Pacific Power; Lisa McGarity, Avista; Margi Hoffman, FCA Solutions; Paige Campbell, C plus C; Rachel Dawson, Cascade Policy Institute; Rick Hodges, NW Natural; Ross Finney, RHT Energy; Shelly Beaulieu, TRC; Scott Scheuneman, RHT Energy; Susan Stratton, NEEA; Suzette Riley, C plus C; Tina Brooks, Pacific Power;

## Business Meeting

---

Melissa Cribbins called the meeting to order at 10:00 a.m. Reminder that consent agenda items can be changed to regular agenda items at any time.

## General Public Comments

---

There were no public comments.

## Consent Agenda

---

*The consent agenda may be approved by a single motion, second and vote of the board. Any item on the consent agenda will be moved to the regular agenda upon the request from any member of the board.*

### **MOTION: Approve consent agenda**

Consent agenda includes:

- October 14, 2020 Board Meeting Minutes
- October 14, 2020 Budget Workshop Minutes
- Policy 4.17.000-P Information Provided by Program Participants, Contractors and Bidders R#923

Moved by:  
Erik  
Andersson

Seconded by:  
Roland Risser

Vote: In favor: 9

Abstained:0

Opposed: 0

**RESOLUTION 923  
PARTICIPANT INFORMATION POLICY**

**WHEREAS:**

1. Energy Trust is careful about how it uses information provided by individuals and businesses that participate in Energy Trust programs. In addition to being respectful of privacy interests generally, Energy Trust is concerned that if participants do not trust that their identities will be protected, they may not participate in Energy Trust programs.
2. At the same time, Energy Trust has disclosure obligations and interests: regulatory reporting requirements, legislative inquiries, and the need to collaborate with utilities, government agencies and other energy analysts.
3. To balance these concerns, in 2005 the Energy Trust board, in collaboration with the OPUC, adopted a policy that: (a) treats information about residential participants as confidential; (b) allows disclosure of name, Energy Trust incentive and energy savings (or generation) for commercial and industrial participants; (c) permits sharing of aggregated information with other energy analysts; (d) discloses contracts except for provisions specifically identified as confidential by the contract counter-party; and (e) treats bid materials as confidential. The policy has been amended in limited ways since 2005, but its basic parameters have stayed in place and worked well.
4. In 2017, Energy Trust retained a consultant to review Energy Trust privacy policies and procedures. The review focused primarily on bringing our practice in line with current “Generally Accepted Privacy Principles,” or GAPP. The policy was reviewed again in 2020 for GAPP compliance, and no further revisions were suggested. In addition, Energy Trust also consulted with staff who use this information most often, to identify operational issues.
5. No substantive changes were recommended as a result of these reviews, but a small number of editorial changes are suggested for clarity.

**It is therefore RESOLVED that the Energy Trust policy on Participant Information is amended as shown below.**

Moved by: Erik Andersson

Seconded by: Roland Risser

Vote: In favor: 9

Abstained: 0

Opposed: 0

## **President’s Report**

---

Melissa Cribbins spoke about the importance of Energy Trust’s work during the heating season, particularly at a time when customers are spending more time in their homes.

## **Executive Director’s Report**

---

Mike Colgrove delivered an update on an extension to Energy Trust’s Diversity, Equity and Inclusion Operations plan, which will continue to focus 10 goals. In spring 2020, staff decided to extend the operations plan for an additional year and revised the goals using input from the Diversity Advisory Council. In 2021, the Diversity Lead will facilitate another review and propose a new plan for 2022. The board asked if the revisions would be presented, and Mike Colgrove provided a few examples and reaffirmed that the new plan follows the same goal structure. The board requested greater understanding on the role of rural participation in the plan, and staff will follow up to provide more detail in this area.



Mike Colgrove presented a timeline for recruitment efforts to replace Director of Energy Programs Peter West, who is retiring in 2021. The plan aims to have a new Director of Programs in place by April 2021. The board asked if it would have a role in the process, and Mike stated that board members are not typically part of director searches, but he will engage board officers to get input on how the board could take part. The board encouraged participation from board members who desired to be involved, as well as the Diversity Advisory Council.

Mike Colgrove presented on recommended structural changes to the organization based on a review by an internal team and directors. The board asked about the role of business development within the organization. Mike explained that business development already occurs across the organization and the new plan seeks to formalize and consolidate these activities, which include forming relationships with new organizations and exploring new funding opportunities.

Mike Colgrove presented an update on an ongoing transition of business program contracts to new program management and delivery contractors. Staff are still finalizing negotiations for the 2021 contract and will provide more information at the next board meeting in February. Contracts will be completed by December 31, 2020.

Mike Colgrove provided an update on Energy Trust's efforts to monitor and support communities impacted by wildfires as they begin rebuilding. Mike invited Jason Elzy, Executive Director of Housing Authority of Jackson County, to share his perspective and context around the rebuilding efforts. Jason spoke about some of the strategies being used to preserve and restore affordable housing options and providing interim housing to displaced community members. He emphasized the importance of incorporating sustainability and resilience into rebuilding homes and businesses, including manufactured housing, which Energy Trust seeks to support with expertise and resources. The board expressed broad support for these efforts and thanked Jason Elzy for his public service. The board asked about the feasibility of acquiring and replacing interim structures, which have a limited lifespan; expressed support for the manufactured home replacement structure as a resource; and stated approval that the Housing Authority referenced Earth Advantage for multifamily construction standards. Individual board members added anecdotal perspective, and some offered support from their respective organizations.

### **Propose change in Board Minutes (Mark Kendall and Julianne Thacher)**

The board was originally slated to vote on a proposal to streamline the format of board meeting notes by removing contextual detail and focusing on critical decisions and action items. Audio or video recordings of the board meetings would be made available on request to anyone who wanted more detail. The board president stated that due to concerns other board members had shared with her, the board would delay its vote and instead have an open discussion of this proposal.

The board introduced benefits to adopting this proposal. Making the meeting notes more succinct would decrease staff time spent on producing the notes, freeing up time that could be spent on higher-value work. The proposal would also take advantage of the opportunity to provide video recordings that moving board meetings online has afforded.

The board discussed whether the new method would could create liability from a legal standpoint, and staff answered clarifying questions including: we will continue to host board meetings online for the foreseeable future; there are no concerns from an IT standpoint on capacity to store meeting recordings and the Zoom platform allows for cloud storage; meeting agendas could be referenced as a way to locate a particular moment in a meeting recording, and files are fully scrollable; the written notes would still serve as the record that the board approves at the subsequent meeting, with the recordings as a supplement available for additional information and transparency; the recordings would not be posted publicly, but would be subject to discovery in a legal situation; staff have created and stored meeting recordings prior to holding online meetings.

Some board members supported the proposal and noted that it would be in line with the level of detail of meeting notes from other boards, which limit notes to items material to a final outcome. Other members expressed concern that the proposal went too far, and the notes should include a summary of discussion points as well as action items. The board discussed whether providing more visibility into what was said at meetings through making recordings available could lead to inherently greater risk, or if making written notes less detailed would decrease the risk of readers wanting to know more. The board discussed the idea of consulting outside council about the level of detail acceptable in written notes, and staff confirmed we have done so in past years and the current proposal is within acceptable range. The board and staff will discuss issues related to this proposal before making a revised proposal.

---

## **Committee Reports**

### ***Audit Committee (Anne Root)***

Refer to committee meeting minutes.

### ***Board Nominating Committee (Anne Root)***

*No action or discussion.*

### ***Compensation Committee (Roland Risser)***

The committee recently replaced one of the emerging markets funds that was not performing well. The total account value went up by \$2.6 million.

Human Resources received a very high renewal rate for their medical plan but came up with a solution to avoid cost increase to staff by adding another network that was more affordable but included a narrower selection of providers. Staff negotiated a midyear decrease in premiums if uptake is high enough on the new plan. This solution is important and helpful for meeting OPUC staffing cost metrics.

### ***Evaluation Committee (Lindsey Hardy)***

The committee received an update on a thermostat optimization savings assessment that was done over the summer. It reviewed a multifamily showerhead billing analysis and an analysis on the manufactured home replacement pilot. The board asked if there was any data available about participation rate in the existing buildings program, stating participation rate was lower compared with other programs. Staff clarified that would be part of a process evaluation, and the most recent one was done in 2018 but another would take place towards the end of 2021 and participation rate would be included in that work.

### ***Finance Committee (Susan Brodahl)***

The committee shared that Energy Trust has come in within 1% of revenue budget through October, and a predicted drop off in revenue did not materialize.

### ***Policy Committee (Henry Lorenzen)***

The committee took up an economic development policy, but decided to defer until after obtaining more information on how to incorporate an emphasis on strategic plan focus area three. It considered another policy that was part of the consent agenda. The committee reviewed two new funding opportunities: one pilot focused on building homes to accommodate a future electric vehicle, and a program that aims to support energy-efficient equipment that is connected to the grid.

### ***Strategic Planning Committee (Mark Kendall)***

The committee discussed the role of a recently developed ad hoc board committee created to work on enhancing diversity within the board membership. It talked about how the committee can advise on strategic plan metrics related to focus area five. The committee reviewed the dashboard where

strategic plan metrics are tracked, as it is now populated with information and data. The existing metrics are largely on track for near-term targets.

***Conservation Advisory Council (Lindsey Hardy)***

Recent topics discussed by the council included residential program strategy and approach, wildfire response, a preview of budget changes and results from a non-energy benefits research report.

***Diversity Advisory Council (Mark Kendall)***

Recent topics discussed by the council were extending the diversity, equity and inclusion operations plan, an update on the data enhancement project, and wildfire response efforts. Recent participation has been robust, with upwards of 70 attendees taking part.

***Renewable Energy Advisory Council (Susan Brodahl)***

Refer to most recent committee notes.

***Board Governance Review Roles & Responsibilities Ad hoc Committee (Roland Risser)***

The committee developed a request for proposal for a consultant to help with the review, and received many responses. It is now interviewing the finalists with the goal of making a selection by early January.

***Board Governance Review Governance and Structure Ad hoc Committee (Henry Lorenzen)***

Same update as above, as these committees will be working together and utilizing the same selected contractor.

***Board Diversity Ad hoc Committee (Mark Kendall)***

This newly formed committee reviewed its membership, which includes expert advisors from the Diversity Advisory Council. The committee decided to write a charter to clarify what success would look like for its goals. It discussed next steps for actions and how to prioritize activities. The committee encouraged board members to review individual results from the recently administered Intercultural Effectiveness Survey. The board suggested that Diversity Advisory Council members also take the survey.

## **Board Decision R925**

### **APPOINT BOARD AD HOC COMMITTEE APPOINTMENTS**

December 11, 2020

---

#### **RESOLUTION R925 - Revised BOARD AD HOC COMMITTEE APPOINTMENTS**

WHEREAS:

1. **Energy Trust of Oregon, Inc. Board of Directors are authorized to appoint by resolution committees to carry out the Board's business.**
2. **The Directors listed below have volunteered to serve on the Ad hoc board committees as described below to consider and provide information to the full board on certain board governance issues involving roles and responsibilities and the structure of the board and its committees.**

It is therefore RESOLVED:

1. **This resolution is adopted by the board at its December 11, 2020, meeting.**

2. That the Board of Directors hereby appoints the following directors to the following committees for terms that will continue until a subsequent resolution changing committee appointments is adopted:

<b>Ad hoc Committee on Board Roles and Responsibilities</b>
Roland Risser, Chair
Alan Meyer
Elee Jen
Eric Hayes
Mark Kendall
Letha Tawney OPUC (ex officio)
Melissa Cribbins (ex officio)
Cheryle Easton, staff liaison
<b>Ad hoc Committee on Board Governance and Structure</b>
Henry Lorenzen, Chair
Alan Meyer
Anne Root
Eric Hayes
Ernesto Fonseca
Susan Brodahl
Letha Tawney OPUC (ex officio)
Melissa Cribbins (ex officio)
Cheryle Easton, staff liaison
<b>Ad hoc Committee on Board Diversity</b>
Mark Kendall, Chair
Elee Jen
Eric Hayes
Ernesto Fonseca
Lindsey Hardy
Anna Kim OPUC (ex officio)
Ruchi Sadhir, ODOE (ex officio)
Melissa Cribbins (ex officio)
Cheryle Easton, staff liaison

Moved by: Henry Lorenzen

Seconded by: Roland Risser

Vote: In favor: 9

Abstained: 0

Opposed: 0

The board took a break for lunch at 12:17 p.m. and returned at 1:00 p.m.

### **Irrigation Modernization Program Update (Dave Modal and Julie O'Shea Farmers Conservation Alliance)**

Staff member Dave Modal and Farmer's Conservation Alliance staff Julie O'Shea presented an update on the irrigation modernization program to create a shared understanding of the program's progress and objectives. Dave gave an overview of the programs, including how it supports the fourth goal of Energy Trust's current strategic plan. The program is slated to expire in 2021, and an extension will be requested at an upcoming board meeting. Staff played an informational video on the opportunities and benefits of the program's work, explaining that Energy Trust provides early-stage financial assistance to

irrigation districts to evaluate their systems and upgrade opportunities, some of which have feasibility to create small-scale hydropower.

The board expressed support for the what the program has accomplished in finding synergies on projects but cautioned against mission creep regarding Energy Trust's core objective to reduce above-market costs to generate new renewable energy. The board asked if there was an economy of scale regarding irrigation districts connecting their systems, and staff clarified there is not since power can be returned to the utility service territory using an easement. Staff continued that regarding scale however, irrigation modernization projects being developed in isolation often did not have enough momentum or programmatic support to move forward. This program is a replicable options and solution that warrants attention and allows projects to advocate for funds on a federal and state level, getting more partners and investors involved. The board expressed approval for additional resources for farmers, who are the heart of the economy in rural areas.

### **Northwest Energy Efficiency Alliance Presentation (Susan Stratton, Northwest Energy Efficiency Alliance Presentation)**

---

Susan Stratton presented on current and upcoming NEEA activities, which are entering a sixth cycle of market transformation. She gave an overview of NEEA's work in the mid- and upstream market to influence new technology adoption by removing barriers and reducing risk. She presented the cycle six outlook, which will be from 2020-2024, and some market updates regarding consumer purchase habits. Susan reviewed a list of current initiatives and assessments, some of which are supported by Energy Trust. She also shared the pipeline of emerging technologies that NEEA is monitoring. Susan answered clarifying questions from the board including how NEEA obtains demographic data in its building stock assessments and confirming that a packaged rooftop unit it was studying had condensing and heat recovery capabilities.

### **Proposed 2021 Annual Budget and 2021-2022 Action Plans (Michael Colgrove)**

---

Mike presented the final proposed version of the 2021 budget and 2021-2022 action plan for board consideration. It included a summary of public feedback received and the adjustments that were made to the draft budget based on public and stakeholder input.

Alexia Kelley joined the meeting at 2:19 p.m.

Janine Benner left the meeting at 2:41 p.m.

The board asked for more detail about the budgeted dollar amount for activities to support diversity, equity and inclusion. Mike provided additional explanation about what costs that figure includes and how it was calculated. The board asked about feasibility of a process to determine cost effectiveness of serving diverse customers. Mike stated there is not currently a mechanism to track the final spending, it reflects the budgeted amount which is an estimate. The board asked about ability to estimate energy efficiency potential in underserved markets and using that information to justify the expenditure. Staff shared that a forthcoming customer insights study could shed some light on that area, and we will also be discussing with Oregon Public Utility Commission. Mike pointed out that the programs serving diverse customers are still cost effective, and the customers just happen to be in the underserved category. The board and staff discussed that the diversity spending figure is a delineation of the budget, and not an individual budget representing a category of new work. The work crosses all programs and is a source of energy savings. Being intentional in allocating funds to reach and serve diverse customers, who are uniquely positioned and difficult to get to, is the next step in serving communities and gaining greater reach. Board members expressed support for this category of work and encouraged staff to continue creating and leveraging relationships to help expand our service.

The board noted that there was no increase in natural gas for renewable generation and asked if we could leverage utility interest when renewable natural gas becomes a possibility. Staff answered that an end load research project and a building stock assessment may address feasibility for that work.

The board asked about biopower generation, and if we have seen a stall in agricultural related biodigester work, as it seems most recent biopower projects have been wastewater recovery. Staff will follow up with more information.

## **Board Decision R926**

### **Adopt 2021 Budget, 2022 Projection and 2021-2022 Action Plan**

December 11, 2020

---

#### **RESOLUTION 926**

#### **ADOPT 2021 BUDGET, 2022 PROJECTION AND 2021-2022 ACTION PLAN**

**BE IT RESOLVED** that Energy Trust of Oregon, Inc. Board of Directors approves the Energy Trust 2021 Budget, 2022 Projection and 2021-2022 Action Plan as presented to the board at its meeting on December 11, 2020.

Moved by: Mark Kendall

Vote: In favor: 10

Opposed: 0

Seconded by: Erik Andersson

Abstained: 0

## **Contracts for Approval**

---

Staff presented a proposal for two resolutions to extend contracts for public relations services and advertising services. These contracts support our ability to deliver on 2021 goals, particularly those to reach priority audiences by increasing awareness of Energy Trust programs and services.

The board commented the advertising contractor seemed competitively priced and valuable. The board asked if the media value figure shown for earned media through the public relations contractor was typical for a nonprofit. The contractor stated its typical of an organization of our size with a statewide scope, but it is difficult to compare with other nonprofits since not many release their public relations budget.

## **Board Decision R927**

### **Authorizing the executive director to approve a contract amendment for public relations and communications services**

December 11, 2020

---

#### **RESOLUTION 927**

#### **AUTHORIZING AN AMENDMENT TO A CONTRACT WITH COLEHOUR AND COHEN**

#### **WHEREAS:**

- 1. Contracting for public relations and communications services allows Energy Trust staff to leverage industry expertise to raise customer and stakeholder awareness of Energy Trust, promote programs and services, and respond to media interest in the organization.**

2. **There is a connection between public relations activities and improved customer and stakeholder awareness of incentive offers and the benefits of Energy Trust delivering energy efficiency and renewable energy programs.**
3. **Continuing to work with an established public relations agency allows Energy Trust to leverage external PR and communications expertise, relationships and multicultural and diversity, equity and inclusion experience and use limited staff resources on other high-priority work.**

**It is therefore RESOLVED, that the board of directors of Energy Trust of Oregon, Inc. authorizes the executive director to:**

- **Sign an amendment to the existing and current contract with C+C for public relations and communications services with terms and conditions that include, but are not limited to, the following:**
  - **Authorizing additional payments for 2021 of up to \$350,000, which would bring the total authorized payments under the contract to be \$879,999 for delivery of PR and communications services on behalf of Energy Trust and payable to C+C under contract terms and conditions;**
  - **providing for a contract term to cover PR and communications services through 2021;**
  - **providing for reporting on results and media value; and**
  - **other terms and conditions to ensure C+C services are designed and executed to further Energy Trust's PR and communications strategy.**

Moved by: Mark Kendall

Seconded by: Elee Jen

Vote:

In favor: 10

Abstained: 0

Opposed: 0

## **Board Decision R928**

**Authorizing the executive director to approve a contract exceeding \$500,000 for purchase of advertising through Grady Britton**

December 11, 2020

---

### **RESOLUTION 928**

#### **AUTHORIZING A CONTRACT WITH GRADY BRITTON FOR ADVERTISING PURCHASES AND PURCHASING SERVICES**

#### **WHEREAS:**

4. **Media buying at Energy Trust allows programs to advertise in print, radio, TV, outdoor and online, creating program awareness, and promoting services, programs, and products.**
5. **Advertising is how participating customers often hear of us, and there is a clear connection between advertising and customer awareness and engagement, leading to savings and generation.**

6. **Using a full-service marketing firm with professional advertising and media buyer capabilities brings media buying expertise and networks and allows Energy Trust staff more time to focus on the goal of reaching more customers, and evaluate the meaning behind reports to develop future strategies.**
7. **Using a professional advertising and media buyer allows Energy Trust to take advantage of added-value that works in collaboration with PR goals and promotes Energy Trust across mediums.**
8. **Grady Britton, a full-service marketing firm with extensive media buying expertise, brings deep experience reaching rural audiences and communities of color and presented a competitive cost structure for their services.**

**It is therefore RESOLVED, that the board of directors of Energy Trust of Oregon, Inc. authorizes the executive director to:**

- **Sign a contract with Grady Britton for advertising purchasing services with terms and conditions that include, but are not limited to, the following:**
  - **Authorizing payments of up to a total of \$1.5 million for the purchase and reporting of broadcast radio, TV, print and online media on behalf of Energy Trust, which includes up to \$180,000 of the total authorized contract amount payable to Grady Britton for Energy Trust advertising purchasing services;**
  - **providing for a contract term to cover advertising and media buying services through 2021 and 2022, and provisions to consider a possible one-year extension through 2023 based on achieving certain extension criteria and extension approval by the Energy Trust board of directors;**
  - **providing for weekly and campaign-end reporting on purchased media reach and copy; and**
  - **other terms and conditions to ensure Grady Britton services and media purchases are designed and executed to further Energy Trust's advertising strategy.**

Moved by: Elee Jen

Seconded by: Mark Kendall

Vote:

In favor: 10

Abstained: 0

Opposed: 0

## **Adjourn**

The meeting adjourned at 3:44 p.m.

**The next regular meeting of the Energy Trust Board of Directors** will be held virtually on Zoom February 24, 2021.

\_\_\_\_\_  
Signed: Mark Kendall, Secretary

\_\_\_\_/\_\_\_\_/\_\_\_\_  
Date



# Tab 3

# Briefing Paper - Revised 2021 State Legislation Update

February 24, 2021

---

## Summary

This briefing paper summarizes bills considered in the 2021 Oregon legislative session that are of special interest to Energy Trust. The table at the end of the paper lists the bills staff are monitoring throughout the session, with URL links in the bill number.

## Background

- Under the grant agreement with the OPUC, Energy Trust does not lobby and does not take positions on legislation. We routinely brief legislators on Energy Trust programs and accomplishments, monitor bills that could impact Energy Trust and respond to legislative requests for information in coordination with the OPUC.
- The session began January 19 and is expected to adjourn by June 28.
- Due to the coronavirus, the Capitol is closed to the public. The legislature meets remotely and there are limited in-person activities, including limited floor sessions and votes on legislation until April 5. During February, the House and Senate hold floor sessions weekly, primarily to introduce new legislation. Starting April 5, the House and Senate may be convened for regular, daily floor sessions.
- The 2021 legislative session is expected to be marked by proposed legislation to address economic recovery, COVID-19, wildfire recovery and prevention, and racial justice and reforms.

## Bills of Particular Interest

### Public purpose charge

- **HB 3141** modifies the 3 percent public purpose charge as established in SB 1149. The bill is a result of months of negotiation among public purpose charge stakeholders at meetings convened by the Governor's office. Energy Trust participated in the meetings at the invitation of the Governor. The bill is multi-faceted and includes the following provisions:
  - Modifications within ORS 757.612; statute for SB 1149 (1999)
    - Reduces the public purpose charge to 1.5 percent of electric utility revenues and extends the sunset for collecting public purpose charges on electric company bills through 2035
    - Removes funding for cost-effective energy efficiency and new market transformation from the public purpose charge, large customer (greater than 1 aMW) requirements for energy efficiency, and board and reporting requirements on a nongovernmental entity but inserts requirements on these topics in ORS 757.054 (see below)
    - Retains all other public purposes and adjusts percentage allocation to reflect a 1.5 percent charge: renewable energy resources (0.51 percent of the fund), low-income weatherization (0.55 percent), low-income housing (0.14 percent), school conservation (0.3 percent)

- Provides for expanded uses of the renewable energy portion of the public purpose charge for “customer investments in distribution-system connected technologies that support reliability, resilience and the integration of new renewable energy resources with the distribution systems of electric companies” and requiring 25% of the renewables funding be used for “activities, resources and technologies that serve low and moderate income customers, including for technologies that do not have above-market costs”
    - Provides for new uses for low-income weatherization, including funding for manufactured home replacements and replacing equipment using bulk fuels with electric equipment
    - Continues renewables self direct provisions and allows investment in “distribution system-connected technology” by customers using more than 1 aMW of electricity per site
  - Within ORS 757.054; statute for SB 1547 (2016)
    - Allows utilities to collect in rates “all funds necessary to plan for and pursue cost-effective energy efficiency resources”
    - Allows the OPUC to select a nongovernmental entity to invest the funds
    - Provides self direct provisions for energy efficiency, and imposes a cap on amounts collected in rates from electric customers using more than 1 average megawatt of electricity per year; the cap adjusts up over time and by the amount of electricity used at a site; the cap is repealed at the end of 2035
  - Continues requirements on governance for nongovernment entity previously in ORS 757.612 and adds the following:
    - Requires the nongovernmental entity investing energy efficiency funds to “jointly develop” with each electric utility “electric company-specific budgets, action plans and agreements with activities”; plans are subject to public process
    - Requires the OPUC to establish equity metrics subject to public process for “assessing, addressing and creating accountability for environmental justice” in all funds paid to a nongovernmental entity, and requires the nongovernmental entity to report on progress to achieving the equity metrics
  - Requires an additional \$10 million be collected in rates annually until 2024 and adjusts eligibility criteria; this new funding is in addition to the minimum of \$20 million collected by PGE and Pacific Power and administered by OHCS for the purposes of low-income electric bill payment and crisis assistance
- **HB 3106** allows energy efficiency programs to assist consumers with “replacing building heating, appliances and other technologies” with higher-efficiency electric technologies.

### **Oregon Public Utility Commission powers and duties**

- **HB 2475** and **HB 2490** would each authorize the OPUC to consider differential energy burdens for low-income customers and other inequities when setting rates. **HB 2475**, called the Energy Affordability Act, would also expand what organizations could qualify for financial assistance, or intervenor funding, in order to participate in regulatory proceedings. The organizations would include those who represent low-income customers and customers from environmental justice communities.

- **SB 318** requires the OPUC to establish a resource adequacy requirement to monitor that utilities have qualified capacity needed to reliably satisfy future load requirements and operating reserves.

### Energy efficiency

- **HB 2062** establishes minimum energy efficiency standards for more than a dozen products and allows the Oregon Department of Energy to update existing product standards with methods used by other West Coast jurisdictions.
- **HB 2398** permits cities or counties to adopt the state's voluntary REACH code as the minimum building code for their jurisdiction.
- **HB 2842** establishes within the Oregon Health Authority a Healthy Homes Program. The program would provide grants to support low-income households and landlords repairing and rehabilitating homes or units. Qualifying expenses include actions that maximize energy efficiency and improve health and safety for occupants. **SB 276** provides for a program with similar objectives yet a different structure that would be administered by Oregon Housing and Community Services. SB 276 includes an appropriation of \$4 million.
- **HB 2099** modifies an OHCS program to improve the ability of the agency to fund replacement of manufactured homes.

### Renewable energy, 100% clean energy

- **HB 2995**, among other provisions, requires 100 percent of electricity sold in the state starting in 2035 to be clean electricity, accelerates the deadline from 2030 to 2025 for electric companies to eliminate coal from their electricity supply, requires labor standards starting in 2022 for certain project construction, removes direct combustion of municipal solid waste as qualifying renewable electricity, revises requirements for community-based renewable energy projects including changing from a capacity requirement to a generation requirement.
- **HB 3180**, among other provisions, accelerates the timeline and increases the existing Renewable Portfolio Standard to 100 percent by 2050; allows for renewable thermal electricity to be qualifying electricity; adjusts the existing community-based renewables requirement from 8 percent capacity to 8 percent of electricity sales; requires investor-owned utilities to submit clean energy implementation plans, within them is a requirement to identify energy efficiency opportunities and a plan for mitigating energy costs for low-income and historically disadvantaged customers; broadens the OPUC's mission to include social and environmental justice considerations; and allows investor-owned utilities to collect up to another 3 percent public purpose charge until 2060 if they are at risk of not meeting the standards called for in the bill, and for the OPUC to direct the administration of the funds to the nongovernmental entity investing the existing 3 percent public purpose charge.
- **SB 390** directs the OPUC, in coordination with the Oregon Department of Energy, to study and develop a proposal for laws necessary to require 100 percent of electricity sold to be from renewable and carbon-free energy.
- **HB 2109** modifies county permitting processes for renewable energy facilities.
- **HB 2186** establishes a product stewardship program for solar photovoltaic systems.
- **HB 2610** revises fish passage requirements in certain cases.
- **SB 5515** would provide funding for ODOE's currently unfunded solar+storage rebate program

## Transportation electrification

- **HB 2188** requires utilities, investor and consumer owned, to transfer at least 20 percent of revenues acquired through monetizing Clean Fuels Program credits to the public purpose fund administrator for purposes of providing grants to nonprofits and local governments for transportation electrification.
- Various bills expand transportation electrification, and support for electric vehicles and transportation electrification infrastructure, including **HB 2165, HB 2290, HB 2476, HB 2783, SB 314**.
- **HB 2187** requires utilities, investor and consumer owned, to spend revenues from Clean Fuels Program on transportation electrification programs that benefit residential customers and underserved communities.
- **HB 2180** amends state code to require new construction with parking spaces to provide for electric vehicle charging.

## Wildfire recovery and preparation

Wildfire recovery and rebuilding from the devastating 2020 wildfires, and preparation and prevention for future wildfires, are key considerations for the legislature in 2021. Reflecting this priority, the Senate Natural Resources & Environment Committee was split into a Senate Energy & Environment Committee and a Senate Natural Resources & Wildfire Recovery Committee. On the House side, there is a new House Special Committee On Wildfire Recovery. There are dozens of bills pertaining to wildfire issues. A few that staff are following:

- **HB 2234**, adds fire prevention measures into codes for areas susceptible to wildfires.
- **HB 2812**, sets a mechanical and HVAC code amendment for air filtration.
- **SB 287**, requires investor-owned and consumer-owned utilities to develop wildfire plans.

## Racial equity and environmental justice

Racial justice and reform is a key area of focus identified by the BIPOC Caucus and other legislators. The Black, Indigenous and People of Color Caucus (previously the People of Color Caucus) identified 10 priorities for the legislative session, including economic opportunity, environmental justice and climate justice (<https://www.oregonlegislature.gov/bynum/Documents/Oregon%20BIPOC%20Caucus%20Legislative%20Agenda.pdf>).

The Energy Trust Diversity Advisory Council in mid-February encouraged staff to broaden its approach to monitoring, reviewing and supporting those participating in the legislative session, and to include more attention to racial justice, equity and diversity legislation. There are a multitude of bills related to racial equity and environmental justice. A few identified by staff:

- **SB 618, SB 619 and SJM 4** establish or encourage studies on reparations for Black Americans and Black Oregonians.
- **HB 2353** requires all agency rulemaking notices to identify how the rule affects racial equity.
- **SB 286** renames the Environmental Justice Taskforce as the Environmental Justice Council.
- **SB 247** directs ODOE to study opportunities and challenges for renewable energy, energy equity and development of a clean energy workforce.

## Other

- ~~• Bills introduced that consider environmental justice and energy equity include SB 286 and SB 247. **SB 286** renames the Environmental Justice Taskforce as the Environmental Justice Council. **SB 247** directs ODOE to study opportunities and challenges for renewable energy, energy equity and development of a clean energy workforce.~~
- Bills introduced include considerations of greenhouse gas reduction and mitigation in Land Conservation and Development Commission land use planning determinations, **HB 2488** and **HB 2520**.
- Various bills that could impact Energy Trust operations. Examples of bills introduced that pertain to workplace responsibilities and liability for COVID-19 incidents appear in **HB 3025** and **SB 489**. **HB 3082** and **SB 639** would change thresholds for required solicitations in public contracting.

## List of bills monitored by staff (as of February 198, 2021)

Gray highlight indicates the bill has had or is scheduled for a hearing. Bills marked with an asterisk (\*) were added to this table after the briefing paper was posted in the original board packet.

Bill Number	Relating To	Bill Summary	Bill Sponsor	Current Committee
<a href="#">HB 2062</a>	Relating to energy efficiency standards; prescribing an effective date.	Establishes energy efficiency standards for certain appliances sold or offered for sale in this state.	Pre-session filed (at the request of Governor Kate Brown for Oregon Department of Energy)	Energy and Environment (H)
<a href="#">HB 2063</a>	Relating to standby generation facilities; prescribing an effective date.	Removes requirement that person seeking exemption from requirement to obtain site certificate for standby generation facility request exemption from Energy Facility Siting Council.	Pre-session filed (at the request of Governor Kate Brown for State Department of Energy)	Energy and Environment (H)
<a href="#">HB 2064</a>	Relating to a quorum of the Energy Facility Siting Council; prescribing an effective date.	Modifies quorum requirement for Energy Facility Siting Council.	Pre-session filed (at the request of Governor Kate Brown for State Department of Energy)	Rules (H)
<a href="#">HB 2099</a>	Relating to manufactured dwelling replacement loans.	Allows Housing and Community Services Department to contract for administration of manufactured dwelling replacement loans.	Pre-session filed (at the request of Governor Kate Brown for Housing and Community Services Department)	Housing (H)
<a href="#">HB 2100</a>	Relating to housing.	Directs Housing and Community Services Department to study laws related to housing and to report findings to interim committee of Legislative Assembly no later than September 15, 2022.	Pre-session filed (at the request of Governor Kate Brown for Housing and Community Services Department)	Housing (H)
<a href="#">HB 2109</a>	Relating to county land use permits to establish renewable energy facilities; declaring an emergency.	Modifies definition of "renewable energy facility" for purposes of county permitting process for certain energy facilities.	Pre-session filed (at the request of Governor Kate Brown for Department of Land Conservation and Development)	Energy and Environment (H)
<a href="#">HB 2137</a>	Relating to transportation.	Modifies, adds and repeals laws related to transportation.	Pre-session filed (at the request of Governor Kate Brown for Oregon Department of Transportation)	Transportation (J)
<a href="#">HB 2138</a>	Relating to transportation.	Modifies, adds and repeals laws related to transportation.	Pre-session filed (at the request of Governor Kate Brown for Oregon Department of Transportation)	Transportation (J)

<a href="#">HB 2161</a>	Relating to a Racial Justice Council; prescribing an effective date.	Directs office of Governor to study laws related to economic opportunity and provide results of study to appropriate interim committees of Legislative Assembly not later than September 15, 2022.	Pre-session filed (at the request of Governor Kate Brown for Office of the Governor)	Economic Recovery and Prosperity (H)
<a href="#">HB 2165</a>	Relating to alternative fuel transportation.	Requires electric companies to collect amount from all retail electricity consumers, to be expended to support transportation electrification pursuant to plan accepted by Public Utility Commission.	Pre-session filed (at the request of Governor Kate Brown for Office of the Governor)	Energy and Environment (H)
<a href="#">HB 2179</a>	Relating to electric farm equipment; prescribing an effective date.	Modifies zero-emission and electric vehicle rebate programs to allow rebate for purchase or lease of electric farm tractor or repowering of farm tractor.	Rep Evans; Rep Wilde (Pre-session filed)	Energy and Environment (H)
<a href="#">HB 2180</a>	Relating to vehicles.	Requires Director of Department of Consumer and Business Services to amend state building code to require that new construction of certain buildings include provisions for electrical service capacity for specified percentage of parking spaces.	Rep Evans; Rep Smith DB; Rep Wilde (Pre-session filed)	Energy and Environment (H)
<a href="#">HB 2181</a>	Relating to electric-powered vehicles; prescribing an effective date.	Modifies definition of "plug-in hybrid electric vehicle" for purposes of zero-emission and electric vehicle rebates.	Rep Evans; Rep Wilde (Pre-session filed)	Transportation (J)
<a href="#">HB 2182</a>	Relating to electric-powered vehicles.	Directs administrator of electric and zero-emission vehicle rebate program to conduct outreach efforts.	Rep Evans; Rep Wilde (Pre-session filed)	Transportation (J)
<a href="#">HB 2184</a>	Relating to electric buses.	Directs Department of Environmental Quality to provide interest-free loans to school districts, mass transit districts and transportation districts for purchase of electric buses and charging infrastructure for electric buses.	Rep Evans; Rep Wilde (Pre-session filed)	Transportation (J)
<a href="#">HB 2186</a>	Relating to solar photovoltaic energy systems; prescribing an effective date.	Establishes requirements for product stewardship program for solar photovoltaic energy systems.	Rep Wilde (Pre-session filed)	Energy and Environment (H)
<a href="#">HB 2187</a>	Relating to transportation electrification.	Requires electric companies to expend any revenues from participation as credit aggregator or credit generator in clean fuels program on transportation electrification.	Rep Evans; Rep Wilde (Pre-session filed)	Energy and Environment (H)



<a href="#">HB 2188</a>	Relating to transportation electrification.	Requires electric companies and consumer-owned utilities to transfer no less than 20 percent of revenue from monetization of clean fuels credits to Public Purpose Fund Administrator.	Rep Wilde (Pre-session filed)	Energy and Environment (H)
<a href="#">HB 2189</a>	Relating to energy; declaring an emergency.	Directs Public Utility Commission to conduct study related to renewable energy and to provide results of study in report to interim committees of Legislative Assembly related to energy no later than September 15, 2021.	Rep Wilde (Pre-session filed)	Energy and Environment (H)
<a href="#">HB 2190</a>	Relating to energy.	Directs State Department of Energy to convene work group to develop program awarding grants for community energy resilience projects and implement program no later than January 1, 2023.	Rep Wilde (Pre-session filed)	Energy and Environment (H)
<a href="#">HB 2191</a>	Relating to electric vehicles; prescribing an effective date.	Directs Department of Transportation to study electric vehicles and per-mile road usage charge and to report its findings to interim committees of Legislative Assembly related to transportation on or before September 15, 2022.	Rep Wilde (Pre-session filed)	Transportation (J)
<a href="#">HB 2234</a>	Relating to emergency preparedness; declaring an emergency.	Requires Director of Department of Consumer and Business Services to prescribe in appropriate specialty codes standards, safeguards and guidelines for incorporating fire prevention and fireproofing or fire resistance measures into construction, repair, renovation, rehabilitation, retrofitting or maintenance of buildings and other structures that are located in areas of this state that are subject to or susceptible to wildfires.	Rep Evans; Rep Wilde (Pre-session filed)	Veterans and Emergency Management (H)
<a href="#">HB 2290</a>	Relating to transportation electrification.	Requires State Parks and Recreation Department to develop, implement and periodically update plan for installation and service of public electric vehicle charging stations in parking spaces that are part of facilities of state park system.	Rep Evans; Rep Wilde (Pre-session filed)	Transportation (J)

<a href="#">HB 2291</a>	Relating to renewable portfolio standards; declaring an emergency.	Requires Public Utility Commission to identify and compile projected percentages of electricity sold by each electric company to retail electricity consumers in 2025, 2030 and 2035 that will be qualifying electricity, and provide information in report to appropriate interim committees of the Legislative Assembly no later than September 15, 2021.	Rep Wilde (Pre-session filed)	Energy and Environment (H)
<a href="#">HB 2324</a>	Relating to tax benefits; prescribing an effective date.	Expands definition of "funds of a public agency" to include dollar amount of tax credits or tax abatements for purposes of public contracting law.	Rep Fahey (Pre-session filed)	Economic Recovery and Prosperity (H)
<a href="#">HB 2332</a>	Relating to energy.	Repeals provisions requiring that before issuing site certificate for nuclear-fueled thermal power plant, Energy Facility Siting Council must find that repository for disposal of waste produced by plant is licensed to operate by federal government.	Rep Bonham (Pre-session filed)	Energy and Environment (H)
<a href="#">HB 2353*</a>	Relating to agency rulemaking.	Requires agency to include in rulemaking notice statement identifying how adoption of rule will affect racial equity.	Rep Salinas; Rep Wilde (Pre-session filed)	Rules (H)
<a href="#">HB 2398</a>	Relating to building codes.	Requires Director of Department of Consumer and Business Services to ensure that statewide Reach Code mandates achievement of not more than 90 percent of site energy use that other statewide residential and commercial building codes require.	Rep Helm; Rep Marsh; Rep Schouten; Rep Wilde; Sen Beyer; Sen Dembrow; Sen Taylor (Pre-session filed)	Energy and Environment (H)
<a href="#">HB 2419</a>	Relating to prevailing wage rates; prescribing an effective date.	Provides that prevailing rate of wage for trade or occupation in locality is rate of wage set forth in collective bargaining agreement for trade or occupation in locality or, if more than one collective bargaining agreement covers trade or occupation in locality, highest rate of wage among collective bargaining agreements for trade or occupation in locality.	Rep Fahey; Rep Holvey (Pre-session filed)	Business and Labor (H)
<a href="#">HB 2429</a>	Relating to corporate activity tax; prescribing an effective date.	Modifies provisions of corporate activity tax.	Rep Nathanson (Pre-session filed)	Revenue (H)

<a href="#">HB 2448</a>	Relating to solar projects; prescribing an effective date.	Extends sunset of program under which property constituting solar project may be exempt and instead pay fee in lieu of property taxes.	Rep Nathanson (Pre-session filed)	Energy and Environment (H)
<a href="#">HB 2475</a>	Relating to public utilities.	Authorizes Public Utility Commission to consider differential energy burden and other inequities of affordability in rates.	Rep Nosse; Rep Pham; Rep Power; Rep Wilde; Rep Williams; Rep Zika (Pre-session filed) (at the request of House Energy and Environment)	Energy and Environment (H)
<a href="#">HB 2476</a>	Relating to the Public Utility Commission; declaring an emergency.	Authorizes Public Utility Commission to allow electric companies to recover costs from retail electricity consumers for prudent infrastructure measures to support transportation electrification if certain criteria are met.	Rep Power; Rep Wilde (Pre-session filed) (at the request of House Energy and Environment)	Energy and Environment (H)
<a href="#">HB 2477</a>	Relating to the taxation of solar projects; prescribing an effective date.	Makes program for payment of fee in lieu of property taxes imposed on property constituting solar project permanent.	Rep Power; Rep Wilde (Pre-session filed) (at the request of House Energy and Environment)	Energy and Environment (H)
<a href="#">HB 2479</a>	Relating to black carbon; prescribing an effective date.	Modifies definition of "global warming" to include certain aerosol air contaminants, including black carbon.	Rep Power (Pre-session filed)	Energy and Environment (H)
<a href="#">HB 2488</a>	Relating to addressing climate justice through land use planning; declaring an emergency.	Requires Land Conservation and Development Commission to make changes to statewide land use planning goals by December 31, 2026, to address climate justice by addressing climate change adaptation and mitigation and environmental justice for disadvantaged communities.	Rep Alonso Leon; Rep Dexter; Rep Helm; Rep Holvey; Rep Hudson; Rep Meek; Rep Neron; Rep Nosse; Rep Pham; Rep Power; Rep Salinas; Rep Schouten; Rep Wilde; Sen Dembrow; Sen Frederick; Sen Golden; Sen Prozanski (Pre-session filed)	Energy and Environment (H)
<a href="#">HB 2490</a>	Relating to classification of service for public utilities; declaring an emergency.	Authorizes Public Utility Commission to consider differential energy burden and other inequities of affordability in rates.	Rep Holvey (Pre-session filed)	Energy and Environment (H)
<a href="#">HB 2520</a>	Relating to the adoption of energy policies into statewide land use planning goals; declaring an emergency.	Requires Land Conservation and Development Commission to amend statewide land use planning goals related to energy conservation to incorporate development of renewable energy facilities and reduction of greenhouse gas emissions and to match state energy policies.	Rep Helm; Rep Hudson; Rep Marsh (Pre-session filed)	Energy and Environment (H)

<a href="#">HB 2535</a>	Relating to property tax exemption for hydrogen systems; prescribing an effective date.	Exempts from ad valorem property taxation property constituting hydrogen system used to produce hydrogen by electrolysis or from renewable natural gas.	Rep Helm; Rep Neron; Sen Beyer (Pre-session filed)	Energy and Environment (H)
<a href="#">HB 2551</a>	Relating to individual development accounts.	Establishes Individual Development Account Fund.	Rep Leif; Rep Lively; Rep Meek; Rep Pham; Rep Reynolds; Rep Schouten; Rep Smith G; Rep Wilde; Rep Witt; Rep Zika (Pre-session filed)	Human Services (H)
<a href="#">HB 2566</a>	Relating to audits; prescribing an effective date.	Establishes Task Force on Audit Equity Analysis.	Rep Hernandez (Pre-session filed)	Rules (H)
<a href="#">HB 2567</a>	Relating to audits; prescribing an effective date.	Directs Secretary of State to study and make recommendations regarding best practices for conducting audits related to equity issues.	Rep Hernandez (Pre-session filed)	Rules (H)
<a href="#">HB 2576</a>	Relating to development following wildfires; declaring an emergency.	Requires local governments to approve reconstruction of manufactured dwelling parks after wildfire.	Rep Marsh (Pre-session filed)	Wildfire Recovery (House Special Committee On)
<a href="#">HB 2610</a>	Relating to fish passage.	Provides that State Fish and Wildlife Commission may waive requirement that artificial obstruction in waters of this state provide for fish passage if commission determines that artificial obstruction will be repaired or replaced and is less than eight feet tall, or that artificial obstruction is dam that provides hydropower, drinking water or water for irrigation use, artificial obstruction provides fish habitat and providing for fish passage would increase cost of project by more than 10 percent.	Rep Breese-Iverson; Rep Levy; Rep Nearman; Rep Reschke; Rep Smith DB (Pre-session filed)	Agriculture and Natural Resources (H)
<a href="#">HB 2674</a>	Relating to engine emissions; prescribing an effective date.	Directs Department of Environmental Quality to study impacts of engine emissions on environment and provide results of study in report to interim committees of Legislative Assembly no later than September 15, 2022.	Rep Nosse (Pre-session filed)	Energy and Environment (H)
<a href="#">HB 2688</a>	Relating to procurements of certain materials at the lowest carbon dioxide cost; declaring an emergency.	Requires Department of Transportation to establish pilot program to assess how products that department or contractor for department procures affect emissions of carbon dioxide.	Rep Helm; Rep Rayfield (Pre-session filed)	Energy and Environment (H)

<a href="#">HB 2692</a>	Relating to energy.	Exempts issuance of site certificate for small modular reactors from requirement that proposal by Energy Facility Siting Council to issue site certificate for nuclear-fueled thermal power plant must be approved by voters.	Rep Drazan; Rep Witt (Pre-session filed)	Energy and Environment (H)
<a href="#">HB 2714</a>	Relating to resuming uses after emergencies; declaring an emergency.	Requires local governments to approve certain reconstruction after 2020 wildfires.	Rep Breese-Iverson; Rep Leif; Rep Levy; Rep Morgan; Rep Smith DB; Rep Zika (Pre-session filed)	Wildfire Recovery (House Special Committee On)
<a href="#">HB 2739</a>	Relating to utility ratepayer assistance.	Establishes Public Drinking Water and Sewer Ratepayer Assistance Fund.	Rep Leif (Pre-session filed)	Human Services (H)
<a href="#">HB 2761</a>	Relating to manufactured dwellings.	Directs Secretary of State to publish on secretary's website list of five most commonly spoken languages in each county, other than English.	Rep Grayber; Rep Helm; Rep Pham; Rep Ruiz; Sen Frederick (Pre-session filed)	Housing (H)
<a href="#">HB 2783</a>	Relating to funding the transition to electric motor vehicles; prescribing an effective date; providing for revenue raising that requires approval by a three-fifths majority.	Increases rate of privilege tax imposed on Oregon motor vehicle dealers upon retail sale of taxable motor vehicle and rate of use tax imposed on storage, use or other consumption in this state of taxable motor vehicle purchased at retail.	Rep Gomberg; Rep Leif; Rep Meek; Rep Moore-Green; Rep Post; Rep Reardon; Rep Schouten; Rep Smith DB; Rep Williams; Rep Zika; Sen Knopp (Pre-session filed)	Transportation (J)
<a href="#">HB 2812</a>	Relating to filtration requirements for air admitted into buildings; prescribing an effective date.	Requires Director of Department of Consumer and Business Services to amend state mechanical, heating and ventilating code to require use of current best available technology for filtering outside air admitted into buildings and to require that all outside air admitted into buildings passes through filtration technology during periods in which air outside building poses significant risk of harm to health or safety of occupants of building.	Rep Dexter; Rep Helm; Rep Nosse; Rep Pham; Rep Power; Rep Prusak (Pre-session filed)	Business and Labor (H)
<a href="#">HB 2814</a>	Relating to indirect sources of air pollution; prescribing an effective date.	Directs Environmental Quality Commission to establish and implement indirect source review program.	Rep Dexter; Rep Helm; Rep Nosse; Rep Pham; Rep Prusak; Rep Speaker Kotek (Pre-session filed)	Energy and Environment (H)

<a href="#">HB 2842</a>	Relating to healthy homes; prescribing an effective date.	Establishes Healthy Homes Program within the Oregon Health Authority to provide grants to entities to provide financial assistance to low income households and landlords.	Rep Campos; Rep Dexter; Rep Kropf; Rep Marsh; Rep Neron; Rep Nosse; Rep Pham; Rep Power; Rep Wilde; Rep Williams; Rep Zika (Pre-session filed)	Housing (H)
<a href="#">HB 2889</a>	Relating to State Department of Energy; prescribing an effective date.	Direct State Department of Energy to study laws related to energy incentives and provide results to interim committees of Legislative Assembly no later than September 15, 2022.	Rep Evans (Pre-session filed)	Energy and Environment (H)
<a href="#">HB 2916</a>	Relating to strategies for environmentally beneficial economic growth; declaring an emergency.	Establishes Blue-Green Timber Economy Task Force.	Rep Williams (Pre-session filed)	Economic Recovery and Prosperity (H)
<a href="#">HB 2995</a>	Relating to clean energy.	Requires 100 percent of electricity sold in 2035 and each subsequent calendar year to retail electricity consumers to be clean electricity.	Rep Dexter; Rep Hudson; Rep Marsh; Rep Nosse; Rep Pham; Rep Power; Rep Williams	Energy and Environment (H)
<a href="#">HB 3025</a>	Relating to the compensability of COVID-19 for the purposes of workers' compensation; declaring an emergency.	Adds exposure to or infection by SARS-CoV-2 to definition of occupational disease for purposes of workers' compensation.	Rep Grayber	Business and Labor (H)
<a href="#">HB 3055</a>	Relating to transportation; prescribing an effective date; providing for revenue raising that requires approval by a three-fifths majority.	Modifies, adds and repeals laws relating to transportation.	Transportation (J)	Transportation (J)
<a href="#">HB 3082</a>	Relating to the contract price required for an exemption from competitive bidding requirements for public improvement contracts; prescribing an effective date.	Raises contract price at which public improvement contract solicitations are exempt from competitive bidding requirement from \$5,000 to \$10,000.	Business and Labor (H)	General Government (H)
<a href="#">HB 3089</a>	Relating to utility ratepayer assistance.	Establishes Public Drinking Water and Sewer Ratepayer Assistance Fund.	Water (H)	Water (H)

<a href="#">HB 3106</a>	Relating to utilities.	Provides that, for purposes of electric companies' planning and pursuit of energy efficiency resources, energy efficiency programs include programs for assisting retail electricity consumers with replacing building heating, appliances and other technologies powered by any energy source with higher-efficiency electric heating, appliances and other technologies.	Rep Marsh; Sen Dembrow; Sen Knopp; Sen Taylor	Energy and Environment (H)
<a href="#">HB 3141</a>	Relating to energy; declaring an emergency.	Reduces public purpose charge for retail electricity consumers within service areas of electric companies and Oregon Community Power.	Energy and Environment (H)	Energy and Environment (H)
<a href="#">HB 3180</a>	Relating to utilities.	Modifies and adds laws related to utilities.	Rep Helm	Energy and Environment (H)
<a href="#">SB 56</a>	Relating to greenhouse gas emissions; prescribing an effective date.	Authorizes Department of Environmental Quality to include amount estimated to equal economic benefit of violation when imposing civil penalty for violation of rule pertaining to a program to cap and reduce greenhouse gas emissions from large stationary sources, transportation fuels or other liquid and gaseous fuels, including natural gas.	Pre-session filed (at the request of Governor Kate Brown for Department of Environmental Quality)	Energy and Environment (S)
<a href="#">SB 80</a>	Relating to the Oil-Heated Dwellings Energy Account.	Disconnects computation of petroleum supplier assessment from energy resource supplier fees.	Pre-session filed (at the request of Governor Kate Brown for Housing and Community Services Department)	Energy and Environment (S)
<a href="#">SB 82</a>	Relating to individual development accounts.	Establishes Individual Development Account Fund.	Pre-session filed (at the request of Governor Kate Brown for Housing and Community Services Department)	Housing and Development (S)
<a href="#">SB 148</a>	Relating to a tax credit for individual development account donations.	Extends sunset for tax credit for individual development account donations.	Pre-session filed (at the request of Senate Interim Finance and Revenue Committee)	Housing and Development (S)
<a href="#">SB 154</a>	Relating to solar projects; prescribing an effective date.	Extends sunset of program under which property constituting solar project may be exempt and instead pay fee in lieu of property taxes.	Pre-session filed (at the request of Senate Interim Finance and Revenue Committee)	Energy and Environment (S)

<a href="#">SB 164</a>	Relating to corporate activity tax; prescribing an effective date.	Modifies provisions of corporate activity tax.	Pre-session filed (at the request of Senate Interim Committee on Finance and Revenue)	Finance and Revenue (S)
<a href="#">SB 247</a>	Relating to clean energy; prescribing an effective date.	Directs Department of Energy to study opportunities and challenges in Oregon for renewable energy, energy equity and development of clean energy workforce.	Pre-session filed (at the request of Senate Interim Committee on Environment and Natural Resources)	Energy and Environment (S)
<a href="#">SB 276</a>	Relating to supporting homeownership for low income individuals; declaring an emergency.	Authorizes Housing and Community Services Department to provide grants to eligible entities for providing financial assistance to persons in low income households for repair and rehabilitation of residences.	Pre-session filed (at the request of Senate Interim Committee on Human Services)	Housing and Development (S)
<a href="#">SB 286</a>	Relating to environmental justice; prescribing an effective date.	Renames Environmental Justice Task Force as Environmental Justice Council.	Pre-session filed (at the request of Governor Kate Brown for Office of the Governor)	Energy and Environment (S)
<a href="#">SB 287</a>	Relating to wildfire; declaring an emergency.	Requires that electric companies and consumer-owned utilities have wildfire plans based on best practices.	Pre-session filed (at the request of Governor Kate Brown for Office of the Governor)	Natural Resources and Wildfire Recovery (S)
<a href="#">SB 288</a>	Relating to improving resilience in responding to disasters; prescribing an effective date.	Directs Department of State Police to expand existing interagency coordination efforts for responding to emergencies to include community-based and faith-based organizations that provide emergency response services to specified communities.	Pre-session filed (at the request of Governor Kate Brown for Office of the Governor)	Veterans and Emergency Preparedness (S)
<a href="#">SB 289</a>	Relating to environmental equity; prescribing an effective date.	Directs office of Governor, in consultation with Racial Justice Council's Environmental Equity Committee, to study laws related to environment and provide results to interim committees of Legislative Assembly no later than September 15, 2022.	Pre-session filed (at the request of Governor Kate Brown for Office of the Governor)	Energy and Environment (S)
<a href="#">SB 314</a>	Relating to alternative fuel transportation.	Authorizes Public Utility Commission to allow electric companies to recover costs from retail electricity consumers for prudent infrastructure measures to support transportation electrification if certain criteria are met.	Sen Beyer (Pre-session filed)	Energy and Environment (S)



<a href="#">SB 318</a>	Relating to resource adequacy.	Requires Public Utility Commission to establish resource adequacy requirement applicable to all load serving entities.	Sen Beyer (Pre-session filed)	Energy and Environment (S)
<a href="#">SB 333</a>	Relating to renewable hydrogen; prescribing an effective date.	Directs Legislative Revenue Officer to conduct study related to renewable hydrogen and report results to interim committees of Legislative Assembly related to revenue no later than September 15, 2022.	Sen Beyer (Pre-session filed) (at the request of Kris Nelson)	Energy and Environment (S)
<a href="#">SB 338</a>	Relating to the limited renewable energy technician license; prescribing an effective date.	Amends requirements for limited renewable energy technician license.	Rep Marsh; Sen Golden (Pre-session filed)	Labor and Business (S)
<a href="#">SB 340</a>	Relating to fossil fuel infrastructure; prescribing an effective date.	Directs State Department of Energy to study fossil fuel infrastructure in Oregon and provide results to interim committees of Legislative Assembly no later than September 15, 2022.	Sen Golden (Pre-session filed)	Energy and Environment (S)
<a href="#">SB 350</a>	Relating to the energy supplier assessment.	Reduces, to 0.15 percent, percentage of energy resource supplier's gross operating revenue that annual energy resource supplier assessment may not exceed.	Sen Olsen (Pre-session filed)	Energy and Environment (S)
<a href="#">SB 353</a>	Relating to the Energy Facility Siting Council.	Requires State Department of Energy to conduct study related to Energy Facility Siting Council and report findings to interim committees of Legislative Assembly by September 15, 2022.	Sen Olsen (Pre-session filed)	Energy and Environment (S)
<a href="#">SB 360</a>	Relating to small nuclear reactors.	Exempts small modular reactors from certain siting restrictions that apply to nuclear-fueled thermal power plants.	Sen Boquist (Pre-session filed)	Energy and Environment (S)
<a href="#">SB 390</a>	Relating to clean energy; prescribing an effective date.	Directs Public Utility Commission, in coordination with State Department of Energy, to study and develop proposal for modifying Oregon laws as necessary to require 100 percent of electricity sold to retail electricity consumers to be electricity generated utilizing renewable and carbon-free energy.	Sen Dembrow (Pre-session filed)	Energy and Environment (S)

<a href="#">SB 392</a>	Relating to fugitive emissions; prescribing an effective date.	Directs Department of Environmental Quality to study fugitive emissions from natural gas production and transportation and provide results of study and recommendations for legislation in report to interim committees of Legislative Assembly no later than September 15, 2022.	Sen Dembrow (Pre-session filed)	Energy and Environment (S)
<a href="#">SB 449</a>	Relating to a tax credit for workforce expansion; prescribing an effective date.	Creates income tax credit for taxpayers that expand workforce, with positions that pay above average wage, by 10 percent or more in tax year.	Sen Knopp (Pre-session filed)	Labor and Business (S)
<a href="#">SB 488</a>	Relating to the compensability of COVID-19 for the purposes of workers' compensation; declaring an emergency.	Adds exposure to or infection by SARS-CoV-2 to definition of occupational disease for purposes of workers' compensation.	Sen Taylor (Pre-session filed)	Labor and Business (S)
<a href="#">SB 489</a>	Relating to workers' compensation benefits.	Removes restriction on authorization of retroactive temporary disability compensation.	Sen Taylor (Pre-session filed)	Labor and Business (S)
<a href="#">SB 522</a>	Relating to performance audits; prescribing an effective date.	Directs Division of Audits to conduct certain performance audits and issue recommendations for addressing risks.	Sen Girod (Pre-session filed)	Legislative Audits (J)
<a href="#">SB 540</a>	Relating to the use of hydroelectric energy to comply with a renewable portfolio standard.	Specifies that electricity generated by hydroelectric facility or other equipment that generates electricity through use of hydroelectric energy may be used to comply with renewable portfolio standard.	Sen Findley; Sen Girod; Sen Knopp; Sen Thatcher (Pre-session filed)	Energy and Environment (S)
<a href="#">SB 541</a>	Relating to carbon sequestration.	Declares that policy of state is to include atmospheric carbon sequestered by lands and waters of state in calculation to determine progress towards greenhouse gas reduction goals.	Sen Findley; Sen Girod; Sen Thatcher (Pre-session filed)	Energy and Environment (S)
<a href="#">SB 542</a>	Relating to the Task Force on Vehicle Charging Stations; prescribing an effective date.	Establishes Task Force on Vehicle Charging Stations.	Sen Findley; Sen Girod; Sen Knopp (Pre-session filed)	Energy and Environment (S)

<a href="#">SB 589</a>	Relating to a regional transmission organization.	Requires State Department of Energy to establish public process for purpose of investigating potential costs and benefits that would arise from electric utilities participation in regional transmission organization.	Rep Helm; Rep Power; Sen Beyer; Sen Taylor (Pre-session filed)	Energy and Environment (S)
<a href="#">SB 618</a> *	Relating to reparations for slavery.	Directs Oregon Department of Administrative Services to study methods of providing reparations for slavery to Black Oregonians and report to appropriate committee or interim committee of Legislative Assembly no later than September 15, 2022.	Sen Frederick (Pre-session filed) (at the request of former Representative Tiffany Mitchell)	Judiciary and Ballot Measure 110 Implementation (S)
<a href="#">SB 619</a> *	Relating to reparations for slavery.	Directs Department of Revenue to establish program to pay reparations to Black Oregonians who can demonstrate heritage in slavery and who submit application no later than December 31, 2022.	Sen Frederick (Pre-session filed) (at the request of former Representative Tiffany Mitchell)	Judiciary and Ballot Measure 110 Implementation (S)
<a href="#">SB 639</a>	Relating to an increase in the contract price at which the prevailing rate of wage applies to a contract for public works; prescribing an effective date.	Changes minimum contract price at which prevailing rate of wage applies to public works projects from \$50,000 to amount that Oregon Department of Administrative Services determines by rule.	Sen Hansell (Pre-session filed)	Labor and Business (S)
<a href="#">SB 660</a>	Relating to the use of hydroelectric energy to comply with a renewable portfolio standard.	Specifies that electricity generated by hydroelectric facility or other equipment that generates electricity through use of hydroelectric energy may be used to comply with renewable portfolio standard.	Sen Linthicum (Pre-session filed)	Energy and Environment (S)
<a href="#">SB 664</a>	Relating to allowable green energy technology in public improvement contracts; prescribing an effective date.	Expands definition of "green energy technology" for purposes of public improvement contracts.	Sen Linthicum (Pre-session filed)	Energy and Environment (S)
<a href="#">SB 5515</a>	Relating to the financial administration of the State Department of Energy; declaring an emergency.	Limits biennial expenditures from fees, moneys or other revenues, including Miscellaneous Receipts, but excluding lottery funds and federal funds, collected or received by State Department of Energy.	Pre-session filed (at the request of Oregon Department of Administrative Services)	Ways and Means (J)

<a href="#">SCR 17*</a>	Establishing environmental justice framework of principles for State of Oregon.	Establishes environmental justice framework of principles for State of Oregon.	Rep Alonso Leon; Rep Dexter; Rep Hudson; Rep Lively; Rep Meek; Rep Neron; Rep Nosse; Rep Pham; Rep Power; Rep Salinas; Rep Sanchez; Rep Wilde; Sen Dembrow; Sen Golden; Sen Manning Jr; Sen Riley	
<a href="#">SJM 4*</a>	Urging Congress to enact legislation to begin process of implementing reparations for African Americans based on slavery and discrimination.	Urges Congress to enact legislation to begin process of implementing reparations for African Americans based on slavery and discrimination.	Sen Frederick (Pre-session filed) (at the request of former Representative Tiffany Mitchell)	Judiciary and Ballot Measure 110 Implementation (S)
<a href="#">SJM 5</a>	Urging Congress to enact bipartisan climate change legislation.	Urges Congress to enact bipartisan climate change legislation.	Rep Hernandez; Rep Nosse; Rep Reardon; Rep Salinas; Rep Wilde; Sen Dembrow; Sen Frederick; Sen Gelser; Sen Gorsek; Sen Prozanski; Sen Taylor	Energy and Environment (S)
<a href="#">SJR 5</a>	Proposing amendment to Oregon Constitution relating to right of people to clean and healthy environment.	Proposes amendment to Oregon Constitution establishing right to clean and healthy environment and to preservation of natural, cultural, scenic, recreational and healthful qualities of environment.	Sen Golden (Pre-session filed)	Energy and Environment (S)

# Tab 4

# Evaluation Committee Meeting

December 1, 2020, 1:00 pm

---

**Committee Attending by Zoom:**

Lindsey Hardy (chair), Alan Meyer, Eric Hayes, Jennifer Light (outside expert), Warren Cook (Oregon Department of Energy special advisor)

**Board members absent:** Erik Andersson

**Staff Attending by Zoom:**

Adam Shick, Andy Griguhn, Dan Rubado, Erika Kociolek, Fred Gordon, Jackie Goss, Kenji Spielman, Mark Wyman, Marshall Johnson, Michael Colgrove, Peter Schaffer, Peter West, Phil Degens, Sarah Castor (staff liaison), Scott Leonard, Shelly Carlton, Spencer Moersfelder, Steve Lacey, Thad Roth

**Others attending by Zoom:** Anna Kim (Oregon Public Utility Commission), Kyle Kent

## Showerhead Billing Analysis (Phil Degens)

---

Phil Degens presented results from an analysis of gas savings from showerheads and shower wands provided to residential customer through Energy Saver Kits from 2013 through 2018. Initial results from Recurve suggested that overall savings for these measures were negligible. Additional regression analysis found that showerheads and shower wands provided in kits in 2017 and 2018 did result in savings (5.3 therms for showerheads and 14.1 therms for shower wands), though units in 2013-2016 showed no savings. It was not possible to separate the savings of showerheads and shower wands from those of faucet aerators in this analysis; based on survey data about aerator installation rates and for simplicity, Energy Trust will assume that faucet aerators do not save any energy. Energy Trust plans to true-up showerhead, shower wand and aerator savings based on these results and use the 2017-2018 savings for showerheads for measure development and other forward-looking applications.

The report noted that there was a change in the Energy Saver Kit order form in 2017, so that customers had to actively choose to receive showerheads and shower wands, rather than to opt out of receiving them. Jennifer Light pointed out that, based on customer survey responses, the installation rate of shower measures wasn't that much higher after the change to the order form, so the difference in savings does not seem to be explained by the installation rate. Dan Rubado hypothesized that the difference in savings is due to a different baseline for the later kits; for example, when customers have to actively chose to receive the showerhead, they pay more attention to the flow rate of the kit showerhead and only choose it when it is a lower flow than their existing unit. Jennifer Light said that it is important to understand differences in the showerhead technologies and how the new units are achieving the lower flow rate. Marshall Johnson pointed out that the showerhead products used in 2017 and 2018 were different than in previous years and chosen for their improved performance. He also asked about whether we can compare these results to directly installed showerheads to isolate the impact of customer installation. Phil Degens said it might be possible to look at direct install showerheads in multifamily units as a comparison, but it can be difficult to link multifamily showerhead installations to the right utility account. Marshall Johnson also noted that most multifamily water heating is electric, whereas single family water heating is more likely to use natural gas. Phil Degens added that in direct installs in multifamily units, the program is not replacing every showerhead, only ones that have a high flow rate. Lindsey Hardy recalled that Energy Trust did

a single family direct install effort in Bend with The Environmental Center, but was not sure how many showerheads were able to be installed. Marshall Johnson said that showerheads - and Energy Saver Kits generally - have been a way to serve historically underserved customers and he wants to explore options for the measure in 2021.

Phil Degens noted that the report was very technical and potentially hard to read for some people. Alan Meyer suggested having a summary of key findings at the top. He also noted that Energy Trust previously did a study to measure the change in flow rate for new showerheads installed in multifamily units, but we didn't try to look at the change in flow rates in this analysis, so we don't know if that is the reason for the savings in this study. Jennifer Light noted that more information on the changes to the Energy Saver Kits offering and order form would be helpful to include in the report to explain the savings results.

### **Manufactured Home Replacement Pilot (Phil Degens)**

---

Phil Degens presented results from a process evaluation of the Manufactured Homes Replacement Pilot, which began in 2017 and provides incentives for the replacement of old single-wide homes with new ones. The pilot is a joint effort between Energy Trust, a lender, community action agencies and other key actors to reduce the cost of replacing multiple units in cooperatively owned parks. The goals of the pilot were to refine understanding of savings and costs, document non-energy benefits and establish a replicable partnership model between ratepayer-funded programs, housing organizations and funders. The evaluation involved a review of pilot documents, home pre-inspection results and a series of interviews with Energy Trust staff, pilot stakeholders and participants before and after home replacement. The evaluation found that there is a wide range for the cost of home replacement that depends on site conditions and homeowner needs. Participants noted improved comfort and health after moving into the new homes, though they did not perceive large electric bill savings. Stakeholders were highly satisfied with the support Energy Trust has provided, while noting that they would like to have one point of contact for participants. The evaluation noted that there is considerable need to replace older manufactured homes in Oregon and concluded that the pilot was sufficiently resourced, attractive and flexible enough to encourage home replacements. Going forward, the program is working with additional community action agencies and funding sources to serve more parks and participants. The recent flooding and wildfires in Oregon have increased the interest in this offering.

Alan Meyer asked for an update on how Energy Trust is assisting with wildfire-related rebuilding. Mark Wyman said that the initial eligibility requirement for the pilot was that homes were recently occupied and not abandoned; after the Pendleton flooding, the rule was changed so that destroyed homes could qualify for the pilot. There is a question about how this affects cost-effectiveness. Energy Trust recently received approval from the OPUC to go over the \$500,000 limit for the pilot cost and is working with affected areas to determine how it can help, but it is not yet decided. We have formed a partnership with the housing authority in Jackson County, which is hiring a rebuilding specialist, and talking with state representatives in other areas as well. We are looking at how to rebuild with higher energy efficiency and on-site renewables. Many people were underinsured or uninsured, which is a barrier to rebuilding, and clean-up is still underway. Manufactured homes are backordered 6-12 months. Alan Meyer asked if the baseline could be the old home, rather than a new manufactured home. Mark Wyman said that if the home was built before 1994, it will qualify for the replacement offering. Mark said the program wants to look more deeply at the data from all the homes replaced so far and analyze the energy savings, to see how we can create a long-term offering.

## **Thermostat Optimization Market Transformation Savings Claim Update (Dan Rubado)**

---

Dan Rubado presented an update on Energy Trust's plan for claiming market transformation savings from thermostat optimization services. At the August 2020 Evaluation Committee meeting, he presented results from an inquiry that demonstrated that Energy Trust helped create a market for the services, influenced their development and had a basis for claiming savings, along with a proposal for such a claim. Based on feedback at that meeting, Energy Trust talked with the Northwest Energy Efficiency Alliance (NEEA) to align the plan for claiming savings with how NEEA claims savings for its market transformation efforts. Energy Trust is now planning to claim savings for Google Nest and ecobee devices in its territory for 2020 through 2022. The 2020 claim includes all applicable devices and has a three-year measure life. The 2021 and 2022 claims account for devices newly installed in each year and have a two- and one-year measure life, respectively. Cumulative annual electric savings will increase from approximately 2.6 million kWh in 2020 to 3.1 million in 2022, while cumulative annual gas savings will go from 609,900 therms in 2020 to 780,000 therms in 2022. No market transformation savings will be claimed or carry over beyond 2022.

Alan Meyer asked if the Oregon Public Utility Commission (OPUC) and Energy Trust's funding utilities are ok with this plan. Anna Kim said that the OPUC approves as long as Energy Trust is following NEEA's methods and the rest of the Evaluation Committee doesn't object to the plan. Lindsey asked about other measures where Energy Trust has claimed market transformation savings. Phil Degens said there haven't been many, but noted gas furnaces, gas savings in new homes (before NEEA claimed gas savings) and linear fluorescent lamps during a period where NEEA was not promoting them. Fred Gordon said that it has been very difficult to demonstrate market transformation influence for other measures, such as residential heat pumps, clothes washers and windows. One problem is that Energy Trust does not often invest in an extensive study in advance to establish and forecast baseline market efficiency, as NEEA does. Eric Hayes asked if smart thermostats are included in the manufactured home replacement pilot. Mark Wyman said that they are not included yet, but that could be a potential upgrade in future installations.

## **Adjourn**

---

The meeting adjourned at 2:32 p.m.

**Sarah Castor will send out a poll to schedule the next Evaluation Committee meeting for a date in Q1 2021.**



**PINK PAPER**

# MEMO

**Date:** January 8, 2021  
**To:** Board of Directors  
**From:** Dan Rubado, Evaluation Project Manager  
**Subject:** Summary of Single-Family Low Flow Gas Showerhead Analysis Results

The attached Low Flow Gas Showerhead Analysis report describes a utility billing analysis that was conducted to determine the amount of gas savings realized from showerheads and shower wands included in Energy Saver Kits (ESKs). The analysis focused on ESKs including water saving measures that were shipped to single-family homes with gas water heat, located in Energy Trust's gas service territory, from 2013 to 2018. Energy Trust used an analysis platform developed by Recurve Analytics to perform weather normalization, apply analysis parameters, select a comparison group of similar homes, and compute overall ESK gas savings estimates. Energy Trust then used the site-level outputs from the platform to conduct further analysis.

The analysis found that overall gas savings for ESKs shipped from 2013 to 2018 were near zero. Further analysis showed that while no gas savings were detectable from 2013 to 2016, significant savings were realized between 2017 and 2018. Although it is surprising that ESKs yielded no gas savings for a four-year period, after which savings suddenly appeared in 2017 and 2018, there are plausible explanations for this observation. The reversal in realized savings coincided with a major shift in Energy Trust's ESKs. A new, higher quality type of showerhead product was introduced into the kits in 2017 and shower wands made their ESK debut that year. Around this same time, the ESK online order form was adjusted so that customers had to proactively select showerheads and wands, rather than being included by default. The change in order form may have resulted in more intentional action by customers that needed and wanted to install a new, low-flow device. These program changes have been maintained since that time. Although the headline finding from this analysis is that ESKs had no detectable savings overall, we can draw the most salient lessons from the 2017 and 2018 results, which reflect the most recent ESK design and delivery. Energy Trust should use these results to develop new showerhead and shower wand measures for future efforts.

During the 2017 and 2018 program years, ESKs included only showerheads and wands with rated maximum flow rates of 1.75 gallons per minute. Of the kits analyzed during this period, more than 80 percent included showerheads and 50 percent included shower wands. For kits that contained showerheads, there was an average of 1.5 showerheads included. Only 1 shower wand was included per kit, for those containing wands. The deemed gas savings claimed per device from 2017 to 2018, was 9.2 therms for shower wands. Showerheads had two different deemed savings values that were used during this period—8.1 and 9.2 therms. The weighted average deemed savings per showerhead was 8.9 therms, based on kit volume. In addition, nearly all kits included faucet aerators, which were associated with significant deemed gas savings, and most included LEDs, which had minor negative gas interactions. The analysis was not able to assess the independent contributions of aerators or LEDs on ESK savings. However, based on the 2013 to 2016 results, we hypothesize that both aerators and LEDs had minimal

impact on gas usage and that the appearance of gas savings in 2017 and 2018 was due to changes in the showerhead and shower wand offerings.

For ESKs shipped in 2017 and 2018, the analysis shows that kits including showerheads resulted in 4.4 therms of savings and shower wand resulted in 7.7 therms of additional savings. However, these savings values are per ESK shipped and do not account for the number of devices included nor their installation rate. To obtain savings values per device installed, we applied adjustment factors for the average number of devices included per kit (noted above) and the installation rate for those devices (55 percent)<sup>1</sup>. We applied these adjustment factors using the following equations.

Showerheads:

- 4.4 therms per kit / 1.5 devices per kit = 2.9 therms per device shipped
- 2.9 therms per device shipped / 0.55 installation rate = 5.3 therms per showerhead installed

Shower wands:

- 7.7 therms per kit / 1.0 device per kit = 7.7 therms per device shipped
- 7.7 therms per device shipped / 0.55 installation rate = 14.1 therms per shower wand installed

These savings values are summarized in Table 1, below.

Table 1: Evaluated savings estimates for showerhead and shower wand components of ESKs, 2017 to 2018

Device Type	Savings per Kit Shipped (therms)	Average Devices per Kit	Savings per Device Shipped (therms)	Installation Rate	Savings per Device Installed (therms)
Showerhead	4.4	1.5	2.9	55%	5.3
Shower wand	7.7	1.0	7.7	55%	14.1

Results from this impact evaluation can inform savings analysis for future showerhead and shower wand measures by applying realization rates<sup>2</sup> to deemed savings values developed through engineering calculations. Using a realization rate approach to calibrate deemed savings will allow us to apply the findings from the impact evaluation to different scenarios without needing to investigate all of the underlying assumptions that go into the engineering calculations. The deemed savings values for showerheads and wands (noted above) already have an installation rate adjustment applied, so they represent the savings per device shipped. To compute realization rates, we must directly compare the deemed savings values with the evaluation results in the same units. To do this, we must remove the installation rate adjustment from the deemed values, so they represent the savings per device installed. In 2017 and 2018, the deemed showerhead and shower wand measures used an installation rate assumption of 64.2%, which was baked into the deemed savings values. Removing the installation rate

<sup>1</sup> Installation rates were estimated based on a series of surveys conducted with ESK recipients after they received their kits. Questions collected information about what items recipients had installed and what they planned to install. Three surveys collected data at three different time points from 2013 to 2018.

<sup>2</sup> A realization rate is a ratio of measured or evaluated savings (often called ex-post) relative to the claimed or deemed energy savings (often called ex-ante). For this analysis, the realization rate does not include free ridership or spillover.

results in deemed savings values of 13.9 therms per showerhead installed and 14.3 therms per shower wand installed.

The overall realization rate for showerheads, assuming deemed savings of 13.9 therms per device installed, is 38 percent. The realization rate for shower wands, assuming deemed savings of 14.3 therms per device installed, is 99 percent. These results are summarized in Table 2, below.

Table 2: Realization rates for showerhead and shower wands compared to deemed savings, 2017 to 2018

Device Type	Deemed Savings per Device Shipped (therms)	Assumed Installation Rate	Deemed Savings per Device Installed (therms)	Evaluated Savings Per Device Installed (therms)	Realization Rate
Showerhead	8.9	64.2%	13.9	5.3	38%
Shower wand	9.2	64.2%	14.3	14.1	99%

The results of the gas showerhead impact evaluation will be applied to Energy Trust’s annual true-up process, in which past program savings results are corrected based on improved information and evaluation results. For the true-up, all faucet aerator gas and electric savings from 2013 to 2018 will be zeroed out. Gas and electric savings for all showerheads installed from 2013 to 2016 will also be zeroed out. Showerheads installed from 2017 to 2018 will have their gas and electric savings adjusted to between 31 and 35 percent of the original savings claimed, depending on the deemed savings values for the measures used at the time. Shower wands installed from 2017 to 2018 will have their gas and electric savings adjusted to between 75 and 110 percent of the original savings claimed, again, depending on the deemed savings values used at the time.

Although showerheads realized much higher savings in the 2017 to 2018 period than they did prior to that, they still performed poorly compared to expectations and relative to shower wands. This is likely a result of several programmatic and customer factors, such as differences in the number of items shipped, installation rates, installation into primary shower locations, usage patterns, and baseline flow rates. These factors would be impossible to disentangle through billing analysis.

The analysis also found several factors that appeared to influence the realized savings for showerheads. Smaller homes (less than 1,200 square feet), older homes (built before 1930), homes with high gas usage (above 810 therms per year), and homes located in Southwest Washington, all showed slightly higher showerhead savings than the overall average. These results may be due to customer factors that are key to showerhead savings, such as fewer secondary showers, higher baseline flow rates, and higher occupancy and shower usage. They may also be due to random variations in gas usage for different customer groups. Although these findings are indicative of certain scenarios where showerheads achieved higher savings than the overall average, the results are not precise enough to infer exact savings values. In other words, we would expect somewhat higher savings for showerheads installed in these scenarios, but we don’t have reliable estimates for how much higher.

Shower wand savings were generally high across many factors. It was more difficult to assess differences in shower wand savings for different scenarios, due to lower sample sizes and higher variance. Although there were some large differences in shower wand savings, the patterns were not as clear and we had lower confidence in the results. However, a few findings stood out. Smaller homes (less than 1,200 square

feet), homes with high gas usage (above 810 therms per year), and homes located in Central or Eastern Oregon, all showed higher shower wand savings than the overall average. Although we might expect higher savings for shower wands in these scenarios, we don't have reliable estimates for how much higher.

# Tab 5

## November 2020 Financial Statements

### Revenue

We continue to monitor utility revenue carefully. Through November, utility revenue is within 0.4% of budget.

Revenue trends are being discussed with utilities in context of the 2021-22 budget. We have not heard any signals from utilities lately to indicate revenues are in jeopardy.

November:

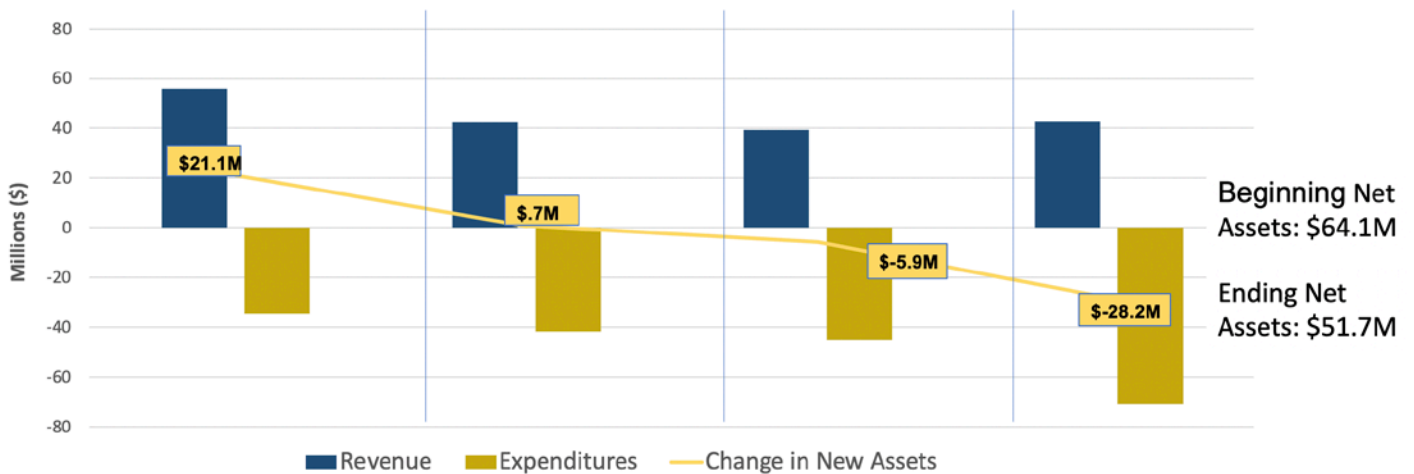
	Nov Last Year	actual v LY	Actual - Month of Nov	actual v bud	Nov Budget	Nov YTD - Actual	Nov YTD - Budget	actual v bud
PPC 1149	2,308,743	3%	2,381,810	23%	1,930,175	27,856,792	27,642,846	1%
Rev 838	3,797,937	-9%	3,453,167	-3%	3,545,640	43,986,609	44,543,455	-1%
PPC Renewables	668,134	4%	693,452	7%	648,406	8,057,820	8,033,791	0%
<b>PGE Total</b>	<b>6,774,815</b>	<b>-4%</b>	<b>6,528,429</b>	<b>7%</b>	<b>6,124,221</b>	<b>79,901,220</b>	<b>80,220,092</b>	<b>0%</b>
PPC 1149	1,564,277	1%	1,582,558	-9%	1,730,091	19,585,061	19,497,807	0%
Rev 838	2,303,951	0%	2,292,501	-3%	2,351,470	29,667,848	30,205,382	-2%
PPC Renewables	441,496	3%	456,418	-8%	495,475	5,650,360	5,541,820	2%
<b>PAC Total</b>	<b>4,309,725</b>	<b>1%</b>	<b>4,331,476</b>	<b>-5%</b>	<b>4,577,036</b>	<b>54,903,268</b>	<b>55,245,009</b>	<b>-1%</b>
NWN	1,193,775	-32%	809,419	18%	683,700	23,046,474	23,224,518	-1%
CNG	339,742	-30%	239,136	-21%	304,480	2,799,206	2,674,046	5%
Avista	174,323	-1%	172,774	0%	172,774	1,900,518	1,900,514	0%
NWN Washington	-		-			1,701,522	1,704,188	0%
<b>Total Utility Revenue</b>	<b>12,792,379</b>	<b>▼ -5.6%</b>	<b>12,081,234</b>	<b>▲ 1.8%</b>	<b>11,862,211</b>	<b>164,252,208</b>	<b>164,968,367</b>	<b>-0.4%</b>

## Net Assets

**Seasonal Changes:** Net Assets reached the seasonal peak in Q2, and are on the way down to the level forecasted for 2020. This level of \$51.7 was taken into account when working with the utilities during the 2021 budget development. The budget calls for net assets to be drawn down further in 2021. Work on finding a benchmark or model to help inform us what is 'the right' level of net assets continues.

The following chart based on the 2020 Reforecast illustrates the ebb and flow across the 4 quarters. The gold line is tracing the change in net assets each quarter showing increases in Q1 and Q2, neutral in Q3, and a reduction in Q4 resulting from the large increase in incentive expenditure.

### Seasonality in Net Assets – 2020 Forecast (actuals through Q3)



	Q1	Q2	Q3	Q4
Revenue	\$55.8M	\$42.4M	\$39.2M	\$42.7M
Expenditures	-\$34.7M	-\$41.7M	-\$45.1M	-\$71M
Change	\$21.1M	-\$0.7M	-\$5.9M	-\$28.2M
Ending Net Assets	\$85.1M	\$85.9M	\$79.9M	\$51.7M



**Net Assets, continued****By Funding Source: Net Assets by Funding Source – Year to Date**

Net Assets by funding source for the Year, as of November 2020

Funding Source	Actual			Budget		Comparisons	
	Beginning of Year Net Assets	Current Year Net Income	Distributed Investment Income	Ending Net Assets at end of this period	Budgeted Net Assets at end of this period	Difference from Budget	Difference due to Beginning Net Assets
PGE	17,012,201	2,529,981	133,367	19,675,548	19,966,497	(290,949)	(2,021,134)
PacificPower	11,192,320	(1,203,813)	77,277	10,065,784	9,685,640	380,144	2,254,036
NWN - Industrial	984,268	748,263	9,912	1,742,443	1,819,861	(77,418)	204,997
NWN	3,702,232	939,593	30,443	4,672,268	4,102,256	570,012	662,432
Cascade Natural Gas	1,134,247	1,011,851	11,968	2,158,066	1,172,431	985,635	225,871
Avista Gas	243,667	568,133	3,851	815,650	499,199	316,452	202,611
OPUC Efficiency	34,268,936	4,594,007	266,817	39,129,760	37,245,884	1,883,876	1,528,814
PGE	12,524,040	1,556,472	97,065	14,177,577	12,357,394	1,820,184	245,261
PacificPower	6,570,938	276,775	48,957	6,896,670	5,073,402	1,823,268	400,573
OPUC Renewables	19,094,978	1,833,247	146,022	21,074,247	17,430,796	3,643,451	645,834
Washington LMI	417,192	772,660	5,863	1,195,715	713,639	482,076	182,851
Community Solar	-	250	1	250	-	250	-
PGE Storage Development	109,104	194,214	1,505	304,823	338,786	(33,963)	(49,942)
	-	1,422	5	1,427	-	1,427	-
	19,219	(7,562)	113	11,770	19,639	(7,869)	(140)
Total Other Net Assets	545,516	960,983	7,487	1,513,986	1,072,064	441,921	132,770
Craft3 Loans	2,300,000			2,300,000	2,300,000	-	-
Operational Contingency	2,852,208		74,079	2,926,287	2,955,506	(29,219)	42,869
Emergency Contingency	5,000,000			5,000,000	5,000,000	-	-
Total Contingency	10,152,208	-	74,079	10,226,287	10,255,506	(29,219)	42,869
Investment Income		494,406	(494,406)			-	
Total Net Assets	64,061,637	7,882,643	-	71,944,281	66,004,251	5,940,030	2,350,286

**Contingent Liabilities**

Energy Trust commits program reserves and expected revenue to fund future efficiency and renewable projects and other agreements. Each of these commitments is contingent on the project being completed according to the milestones established in the agreement. Once a project is complete, the commitment becomes a liability and is paid as quickly as possible from the then-available program reserves.

Current reserves plus future revenue ensure funds are available when commitments come due. Controls prevent over committing against future revenue.

Contingent liabilities as of December 1, 2020 are as follows:

Efficiency Incentive commitments to be paid in the future	56,300,000
Renewables Incentive commitments to be paid in the future	14,600,000
Estimated In-force contracts for delivery and operations, to be paid in the future	54,600,542
<b>Total contingent liabilities for future commitments</b>	<b>125,500,542</b>

**OPUC Financial Performance Measures**

The two OPUC financial performance measures deal with administrative and program support (as defined by OPUC) and staffing cost (Employee Salaries and Fringe Benefits). We are operating well within the administrative and program support measure, at 6.7% of revenue and an 7.6% increase year over year.

Staffing costs exceed the performance measure because of unused vacation liability. The measure is a comparison to prior year, with an overall increase cap of 9%. To date, the increase is 9.4%, and could be as high as 10.5% by year-end based on forecast. Most of the increase was anticipated in the budget. The one exception we could not plan for was the effect on vacation liability when COVID caused employees to cancel vacation plans. This very unusual increase in vacation liability explains all of the 1.5% overage we expect to see. Management met with OPUC staff and explained the circumstances. Plans to bring vacation balances back in line in 2021 and 2022 are taking shape.

Administrative and Program Support	less than 8% of revenue	6.7% ok
	less than 10% increase over prior year	7.6% ok
Employee Salaries and Fringe	less than 9% increase over prior year	9.4%

unused vacation liability is extra-ordinary in 2020 due to COVID; bringing to OPUC

Details	YTD 2020	YTD 2019	Y/Y Change
Revenue	161,699,925	168,256,289	
Administrative and Program Support	10,856,469	10,085,606	7.6%
Percent of Revenue	6.7%	6.0%	
Employee Salaries and Fringe Benefits	13,622,044	12,447,322	9.4%

**Expenses**

Year-to-date spending through November is 2.9% below budget (\$4.7M). Incentives are tracking 1.8% above budget. Other line items such as program delivery contractors and professional services are below budget. We anticipate that some of these variances are timing, but others such as evaluations and professional services will persist and potentially increase due to COVID-19 shutdown.

Total Expenditure	Year to Date		Budget Variance
	Actual	Budget	
Incentives	79,776,000	78,356,244	1,419,756
Program Delivery Contractors	51,780,310	53,365,255	▼ (1,584,945)
Employee Salaries & Fringe Benefits	14,157,677	14,355,274	(197,596)
Agency Contractor Services	1,390,885	1,585,832	(194,947)
Planning and Evaluation Services	2,870,666	3,219,377	(348,712)
Advertising and Marketing Services	2,836,335	3,035,129	(198,794)
Other Professional Services	2,382,862	5,362,488	▼ (2,979,626)
Travel, Meetings, Trainings & Conferences	89,503	527,278	(437,774)
Dues, Licenses and Fees	156,243	260,763	(104,520)
Software and Hardware	606,140	588,033	18,107
Depreciation & Amortization	244,554	246,484	(1,931)
Office Rent and Equipment	971,092	1,045,397	(74,305)
Materials Postage and Telephone	76,275	140,512	(64,237)
Miscellaneous Expenses	4,256	5,058	(802)
<b>Expenditures</b>	<b>157,342,798</b>	<b>162,093,125</b>	<b>(4,750,327)</b>

**Incentives Detail**

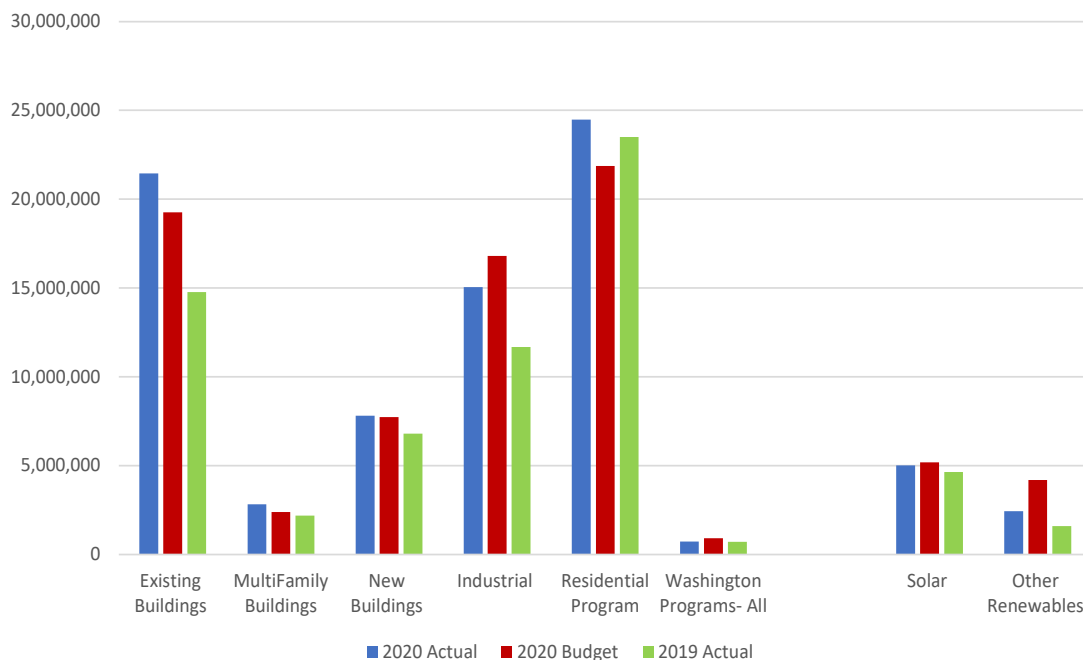
Incentives so far this year are above budget with an overall variance of 1.8% over.

Efficiency programs are 5% above budget and 21.3% above prior year, at this point in the year. Incentives have a very sharp seasonality, with 40% of all incentives recorded in the last month of the year. We attempt to model the budget seasonality accordingly.

Other renewables large projects are not moving as quickly as anticipated due to economic conditions.

Incentives to Date	2020 Actual	2020 Budget	Variance from Budget	Percent Variance	2019 Actual
Existing Buildings	21,447,606	19,253,302	2,194,303	11%	14,766,889
MultiFamily Buildings	2,831,677	2,394,111	437,567	18%	2,185,283
New Buildings	7,805,236	7,739,954	65,282	1%	6,799,903
Industry and Agriculture	15,044,345	16,808,568	(1,764,223)	-10%	11,678,515
Residential Program	24,475,506	21,873,229	2,602,277	12%	23,504,053
Washington Programs- All	727,135	914,526	(187,391)	-20%	717,555
Efficiency Incentives	72,331,505	68,983,690	3,347,816	5%	59,652,198
Solar	5,013,371	5,179,567	(166,196)	-3%	4,646,812
Other Renewables	2,431,123	4,192,988	(1,761,864)	-42%	1,604,426
<b>Total Incentives</b>	<b>79,776,000</b>	<b>78,356,244</b>	<b>1,419,756</b>	<b>1.8%</b>	<b>65,903,436</b>

2020 Incentives v. Budget and Prior Year  
Month ended November 2020

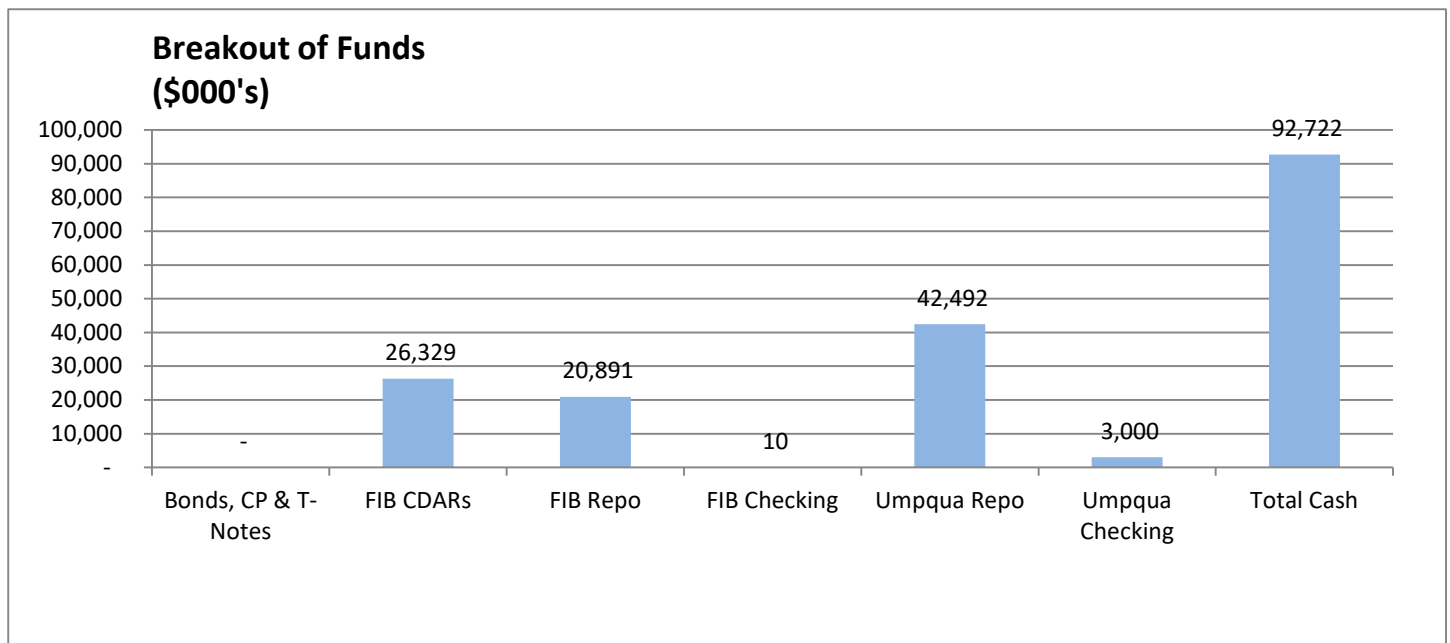


**Cash and Investment Status**

The graphs below show the type of investments we hold and the institutions where our funds are held. As expected for this time of year, cash levels continue to increase. There were no new reinvested funds in CDAR investments this month. In November, \$7.7 million in CDAR investments matured and were rolled into the First Interstate Bank short term investment account. The last of our corporate bond holdings matured in March, and converted to cash.

We expect to continue to invest in CDAR’s (a bundle of FDIC insured CD’s) with maturities of 13 to 26 weeks. New CD’s are returning much lower rates: .15% for 13 week and .20% for 26 week CD’s, compared to last year where the average was near 1.4%. This decrease is due to Federal Reserve stimulus decisions.

The column “Umpqua Repo” represents the operating cash balances at Umpqua Bank that are parked in an overnight repurchase account, which is backed by Umpqua Bank.



The average maturity in 2020 through November is 14 days, and the average return is 0.18%. As mentioned above, the average return for the year is expected to drop as current holdings mature.

Energy Trust of Oregon  
Balance Sheet  
For the Period Ending November 2020

	November	October	December	One Year Ago November	One month change	Year to date change	12 month change
Cash	59,321,897	54,627,822	45,339,145	45,754,182	4,694,075	13,982,752	13,567,715
Investments	26,328,714	34,018,187	51,078,975	55,822,789	(7,689,474)	(24,750,261)	(29,494,076)
Accounts Receivable	91,123	126,714	253,398	240,906	(35,591)	(162,275)	(149,783)
Prepaid	499,194	593,955	392,897	452,525	(94,761)	106,297	46,668
Advances to Vendors	736,291	1,501,171	2,094,555	819,716	(764,881)	(1,358,265)	(83,426)
<b>Current Assets</b>	<b>86,977,217</b>	<b>90,867,849</b>	<b>99,158,970</b>	<b>103,090,118</b>	<b>(3,890,632)</b>	<b>(12,181,752)</b>	<b>(16,112,901)</b>
Fixed Assets	5,785,644	5,785,644	5,601,847	5,546,039	-	183,798	239,605
Depreciation	(5,056,908)	(5,029,544)	(4,812,355)	(4,795,404)	(27,364)	(244,554)	(261,504)
<b>Net Fixed Assets</b>	<b>728,736</b>	<b>756,100</b>	<b>789,492</b>	<b>750,635</b>	<b>(27,364)</b>	<b>(60,756)</b>	<b>(21,899)</b>
Other Assets	2,198,817	2,197,317	2,169,653	2,021,636	1,500	29,164	177,181
<b>Assets</b>	<b>89,904,770</b>	<b>93,821,266</b>	<b>102,118,115</b>	<b>105,862,390</b>	<b>(3,916,496)</b>	<b>(12,213,345)</b>	<b>(15,957,620)</b>
Accounts Payable and Accruals	14,176,115	11,530,969	34,510,901	11,587,254	2,645,146	(20,334,785)	2,588,862
Salaries, Taxes, & Benefits Payable	1,385,720	1,303,949	1,036,938	1,048,500	81,770	348,781	337,220
<b>Current Liabilities</b>	<b>15,561,835</b>	<b>12,834,919</b>	<b>35,547,839</b>	<b>12,635,753</b>	<b>2,726,916</b>	<b>(19,986,004)</b>	<b>2,926,082</b>
Long Term Liabilities	2,398,656	2,410,855	2,508,638	2,383,756	(12,199)	(109,983)	14,899
<b>Liabilities</b>	<b>17,960,491</b>	<b>15,245,774</b>	<b>38,056,477</b>	<b>15,019,510</b>	<b>(12,199)</b>	<b>(109,983)</b>	<b>14,899</b>
<b>Net Assets</b>	<b>71,944,281</b>	<b>78,575,494</b>	<b>64,061,637</b>	<b>90,842,881</b>	<b>(6,631,213)</b>	<b>7,882,643</b>	<b>(18,898,601)</b>
<b>Liabilities and Net Assets</b>	<b>89,904,771</b>	<b>93,821,267</b>	<b>102,118,115</b>	<b>105,862,391</b>	<b>(3,916,496)</b>	<b>(12,213,343)</b>	<b>(15,957,620)</b>

Energy Trust Of Oregon  
Statement of Net Assets  
Actual As of Period Ending November 2020



Funding Source	Actual				Budget	Comparisons	
	Beginning of Year Net Assets	Current Year Net Income	Distributed Investment Income	Ending Net Assets at end of this period	Budgeted Net Assets at end of this period	Difference from Budget	Difference due to Beginning Net Assets
PGE	17,012,201	2,529,981	133,367	19,675,548	19,966,497	(290,949)	(2,021,134)
PacificPower	11,192,320	(1,203,813)	77,277	10,065,784	9,685,640	380,144	2,254,036
NWN - Industrial	984,268	748,263	9,912	1,742,443	1,819,861	(77,418)	204,997
NWN	3,702,232	939,593	30,443	4,672,268	4,102,256	570,012	662,432
Cascade Natural Gas	1,134,247	1,011,851	11,968	2,158,066	1,172,431	985,635	225,871
Avista Gas	243,667	568,133	3,851	815,650	499,199	316,452	202,611
OPUC Efficiency	34,268,936	4,594,007	266,817	39,129,760	37,245,884	1,883,876	1,528,814
PGE	12,524,040	1,556,472	97,065	14,177,577	12,357,394	1,820,184	245,261
PacificPower	6,570,938	276,775	48,957	6,896,670	5,073,402	1,823,268	400,573
OPUC Renewables	19,094,978	1,833,247	146,022	21,074,247	17,430,796	3,643,451	645,834
Washington LMI	417,192	772,660	5,863	1,195,715	713,639	482,076	182,851
Community Solar	-	250	1	250	-	250	-
PGE Storage Development	109,104	194,214	1,505	304,823	338,786	(33,963)	(49,942)
PGE Storage Development	-	1,422	5	1,427	-	1,427	-
Development	19,219	(7,562)	113	11,770	19,639	(7,869)	(140)
Total Other Net Assets	545,516	960,983	7,487	1,513,986	1,072,064	441,921	132,770
Craft3 Loans	2,300,000			2,300,000	2,300,000	-	-
Operational Contingency	2,852,208		74,079	2,926,287	2,955,506	(29,219)	42,869
Emergency Contingency	5,000,000			5,000,000	5,000,000	-	-
Total Contingency	10,152,208	-	74,079	10,226,287	10,255,506	(29,219)	42,869
Investment Income		494,406	(494,406)			-	
Total Net Assets	64,061,637	7,882,643	-	71,944,281	66,004,251	5,940,030	2,350,286

**Energy Trust of Oregon**  
**Income Statement - Actual and YTD Budget Comparison**  
For the Period Ending November 2020  
Total Company and All Funding Sources



	Period to Date			Year to Date			Full Year
	Actual	Budget	Budget Variance	Actual	Budget	Budget Variance	Budget
Revenue from Utilities	12,081,234	11,862,211	219,023	164,252,208	164,968,367	(716,159)	179,926,067
Contract Revenue	39,751	45,905	(6,154)	469,260	500,991	(31,730)	546,896
Grant Revenue			-	9,567		9,567	
Investment Income	24,736	83,333	(58,597)	494,406	916,667	(422,261)	1,000,000
<b>Revenue</b>	<b>12,145,721</b>	<b>11,991,449</b>	<b>154,272</b>	<b>165,225,441</b>	<b>166,386,024</b>	<b>(1,160,583)</b>	<b>181,472,963</b>
Incentives	11,700,763	10,202,513	1,498,250	79,776,000	78,356,244	1,419,756	113,220,092
Program Delivery Contractors	4,734,047	4,835,061	(101,014)	51,780,310	53,365,255	(1,584,945)	58,123,983
Employee Salaries & Fringe Benefits	1,237,907	1,330,514	(92,607)	14,157,677	14,355,274	(197,596)	15,685,787
Agency Contractor Services	129,125	144,962	(15,837)	1,390,885	1,585,832	(194,947)	1,730,794
Planning and Evaluation Services	253,182	292,671	(39,488)	2,870,666	3,219,377	(348,712)	3,512,048
Advertising and Marketing Services	284,590	274,421	10,169	2,836,335	3,035,129	(198,794)	3,309,550
Other Professional Services	240,286	535,454	(295,168)	2,382,862	5,362,488	(2,979,626)	5,907,948
Travel, Meetings, Trainings & Conferences	922	46,482	(45,559)	89,503	527,278	(437,774)	573,760
Dues, Licenses and Fees	21,346	19,739	1,607	156,243	260,763	(104,520)	280,501
Software and Hardware	56,577	50,688	5,889	606,140	588,033	18,107	638,721
Depreciation & Amortization	27,364	26,628	736	244,554	246,484	(1,931)	273,112
Office Rent and Equipment	84,581	95,036	(10,456)	971,092	1,045,397	(74,305)	1,140,433
Materials Postage and Telephone	4,921	13,537	(8,616)	76,275	140,512	(64,237)	154,050
Miscellaneous Expenses	1,325	292	1,033	4,256	5,058	(802)	5,350
<b>Expenditures</b>	<b>18,776,934</b>	<b>17,867,996</b>	<b>908,938</b>	<b>157,342,798</b>	<b>162,093,125</b>	<b>(4,750,327)</b>	<b>204,556,129</b>
<b>Net Income</b>	<b>(6,631,213)</b>	<b>(5,876,548)</b>	<b>(754,666)</b>	<b>7,882,643</b>	<b>4,292,900</b>	<b>3,589,744</b>	<b>(23,083,166)</b>



Total Expenditures Programs By Funding Source  
Actual For the Year to Date Period Ending November 2020



	All Funding Sources	PGE	PacificPower	NWN - Industrial	NWN	Cascade Natural Gas	Avista Gas
Existing Buildings	39,116,676	18,398,415	15,257,905	1,812,017	2,840,145	517,540	290,655
Multi-Family	8,508,532	5,002,704	2,319,194	5,020	1,027,030	73,072	81,512
New Buildings	15,467,189	9,065,546	4,559,877	75,050	1,534,878	152,220	79,617
NEEA Commercial	2,864,961	1,469,432	1,108,519		209,001	53,240	24,769
<b>Commercial Sector</b>	<b>65,957,357</b>	<b>33,936,097</b>	<b>23,245,494</b>	<b>1,892,086</b>	<b>5,611,054</b>	<b>796,073</b>	<b>476,553</b>
Industry and Agriculture	30,008,268	15,125,841	12,773,104	1,541,237	347,571	181,375	39,141
NEEA - Industrial	37,774	21,531	16,243				
<b>Industry and Agriculture Sector</b>	<b>30,046,042</b>	<b>15,147,372</b>	<b>12,789,347</b>	<b>1,541,237</b>	<b>347,571</b>	<b>181,375</b>	<b>39,141</b>
Residential	43,511,919	18,444,537	13,074,989		10,569,675	670,762	751,956
NEEA Residential	3,882,419	1,785,413	1,346,891		546,234	139,146	64,735
<b>Residential Sector</b>	<b>47,394,339</b>	<b>20,229,950</b>	<b>14,421,880</b>		<b>11,115,909</b>	<b>809,908</b>	<b>816,691</b>
<b>OPUC Efficiency</b>	<b>143,397,738</b>	<b>69,313,419</b>	<b>50,456,722</b>	<b>3,433,323</b>	<b>17,074,534</b>	<b>1,787,355</b>	<b>1,332,385</b>
Solar	7,991,072	4,612,716	3,378,356				
Other Renewables	3,883,861	1,888,632	1,995,228				
<b>OPUC Renewables</b>	<b>11,874,933</b>	<b>6,501,348</b>	<b>5,373,585</b>				
<b>OPUC Programs</b>	<b>155,272,671</b>	<b>75,814,767</b>	<b>55,830,306</b>	<b>3,433,323</b>	<b>17,074,534</b>	<b>1,787,355</b>	<b>1,332,385</b>
Washington	1,779,623						
Community Solar	262,658						
PGE Storage	10,966						
LMI	9,318						
Development	7,562						
<b>Total Company</b>	<b>157,342,798</b>	<b>75,814,767</b>	<b>55,830,306</b>	<b>3,433,323</b>	<b>17,074,534</b>	<b>1,787,355</b>	<b>1,332,385</b>

OPUC Financial Performance Measures  
For the Year to Date Period Ending November 2020

Administrative and Program Support	less than 8% of revenue	6.7% ok
	less than 10% increase over prior year	7.6% ok
Employee Salaries and Fringe	less than 9% increase over prior year	9.4% unused vacation liability is extra-ordinary in 2020

Details	YTD 2020	YTD 2019	Y/Y Change
Revenue	161,699,925	168,256,289	
Administrative and Program Support	10,856,469	10,085,606	7.6%
Percent of Revenue	6.7%	6.0%	
Employee Salaries and Fringe Benefits	13,622,044	12,447,322	9.4%

	2020			2019		
	PUC Grant Funded Total	Program Costs	Administrative and Program Support	PUC Grant Funded Total	Program Costs	Administrative and Program Support
Incentives	79,048,865	79,048,865	-	65,185,882	65,185,882	-
Program Delivery Subcontracts	51,180,038	51,180,038	-	54,596,504	54,596,504	-
Employee Salaries & Fringe Benefits	13,622,044	6,551,529	7,070,515	12,447,322	6,216,231	6,231,091
Agency Contractor Services	1,371,998	783,845	588,153	1,330,684	530,704	799,980
Planning and Evaluation Services	2,841,781	2,802,755	39,026	2,008,643	2,014,905	(6,262)
Advertising and Marketing Services	2,823,406	1,874,225	949,181	2,329,878	1,453,821	876,057
Other Professional Services	2,343,992	1,803,527	540,466	2,467,388	1,904,799	562,589
Travel, Meetings, Trainings & Conferences	87,240		61,721	325,050		181,882
Dues, Licenses and Fees	112,929		52,916	143,315		73,643
Software and Hardware	595,143		316,192	320,283		172,946
Depreciation & Amortization	235,657		235,657	191,210		190,865
Office Rent and Equipment	932,109		932,109	906,034		905,774
Materials Postage and Telephone	73,246		68,462	97,952		93,097
Miscellaneous Expenses	4,222		2,071	6,409		3,564
<b>TOTAL FUNCTIONAL EXPENSE</b>	<b>155,272,671</b>	<b>144,044,784</b>	<b>10,856,469</b>	<b>142,356,934</b>	<b>131,902,845</b>	<b>10,085,606</b>
<b>OPUC Grant / Utility Funded Revenue</b>			<b>161,699,925</b>			<b>168,256,289</b>

## November Revenue Analysis

Watching revenue carefully for indicators

November revenue is based on October collections, in turn based on September Usage

November YTD is 0.4 percent below budget. November Month is 1.8% above budget and 5.6% below last November

PPC 1149 revenues in Nov are 2.4% above last year, 8.3% above budget

	Nov Last Year	actual v LY	Actual - Month of Nov	actual v bud	Nov Budget	Nov YTD - Actual	Nov YTD - Budget	actual v bud
PPC 1149	2,308,743	3%	2,381,810	23%	1,930,175	27,856,792	27,642,846	1%
Rev 838	3,797,937	-9%	3,453,167	-3%	3,545,640	43,986,609	44,543,455	-1%
PPC Renewables	668,134	4%	693,452	7%	648,406	8,057,820	8,033,791	0%
<b>PGE Total</b>	<b>6,774,815</b>	<b>-4%</b>	<b>6,528,429</b>	<b>7%</b>	<b>6,124,221</b>	<b>79,901,220</b>	<b>80,220,092</b>	<b>0%</b>
PPC 1149	1,564,277	1%	1,582,558	-9%	1,730,091	19,585,061	19,497,807	0%
Rev 838	2,303,951	0%	2,292,501	-3%	2,351,470	29,667,848	30,205,382	-2%
PPC Renewables	441,496	3%	456,418	-8%	495,475	5,650,360	5,541,820	2%
<b>PAC Total</b>	<b>4,309,725</b>	<b>1%</b>	<b>4,331,476</b>	<b>-5%</b>	<b>4,577,036</b>	<b>54,903,268</b>	<b>55,245,009</b>	<b>-1%</b>
NWN	1,193,775	-32%	809,419	18%	683,700	23,046,474	23,224,518	-1%
CNG	339,742	-30%	239,136	-21%	304,480	2,799,206	2,674,046	5%
Avista	174,323	-1%	172,774	0%	172,774	1,900,518	1,900,514	0%
NWN Washington	-		-			1,701,522	1,704,188	0%
<b>Total Utility Revenue</b>	<b>12,792,379</b>	<b>▼ -5.6%</b>	<b>12,081,234</b>	<b>▲ 1.8%</b>	<b>11,862,211</b>	<b>164,252,208</b>	<b>164,968,367</b>	<b>-0.4%</b>

For contracts with costs  
through: 12/1/2020

CONTRACTOR	Description	City	EST COST	Actual TTD	Remaining	Start	End
<b>Communications</b>							
<b>Communications Total:</b>			<b>4,032,261</b>	<b>3,315,487</b>	<b>716,773</b>		
<b>Administration</b>							
<b>Administration Total:</b>			<b>14,714,952</b>	<b>8,226,216</b>	<b>6,488,736</b>		
<b>Energy Efficiency</b>							
Northwest Energy Efficiency Alliance	NEEA Funding Agreement	Portland	42,866,366	7,511,893	35,354,473	1/1/2020	8/1/2025
Northwest Energy Efficiency Alliance	Regional EE Initiative Agmt	Portland	33,662,505	33,569,081	93,424	1/1/2015	9/15/2022
ICF Resources, LLC	2020 BE PMC	Fairfax	13,829,830	11,722,735	2,107,095	1/1/2020	12/31/2020
CLEARresult Consulting Inc	2020 Residential PMC	Austin	9,006,920	8,061,086	945,834	1/1/2020	12/31/2020
CLEARresult Consulting Inc	2020 NBE PMC	Austin	5,985,758	5,508,334	477,424	1/1/2020	12/31/2020
TRC Environmental Corporation	2020 MF PMC	Windsor	4,687,993	4,200,272	487,721	1/1/2020	12/31/2020
Energy 350 Inc	PE PDC 2020	Portland	2,835,321	2,498,460	336,861	1/1/2020	12/31/2020
TRC Engineers Inc.	2020 EPS New Const PDC	Irvine	2,224,092	1,830,691	393,401	1/1/2020	12/31/2020
Cascade Energy, Inc.	PE PDC 2020	Walla Walla	2,200,254	2,011,602	188,652	1/1/2020	12/31/2020
Northwest Power & Conservation Council	Regional Technical Forum Agrmt	Portland	2,081,000	336,829	1,744,171	1/1/2020	12/31/2024
Evergreen Consulting Group, LLC	PE Lighting PDC 2020	Tigard	2,051,027	1,858,773	192,254	1/1/2020	12/31/2020
Cascade Energy, Inc.	PE PDC 2020	Walla Walla	1,855,600	1,767,036	88,564	1/1/2020	12/31/2020
RHT Energy Inc.	PE PDC 2020	Medford	1,546,161	1,378,327	167,834	1/1/2020	12/31/2020
CLEARresult Consulting Inc	2020 Retail PDC	Austin	1,436,261	1,266,606	169,655	1/1/2020	12/31/2020
Craft3	Manufactured Home Pilot Loan	Portland	1,000,000	0	1,000,000	9/20/2018	9/20/2033
TRC Environmental Corporation	2020 BE Transition Agreement	Windsor	740,000	318,645	421,355	10/1/2020	12/31/2020
Open Energy Efficiency, Inc.	Automated Meter Data Analysis	Mill Valley	690,000	656,150	33,850	1/1/2018	12/31/2020
CLEARresult Consulting Inc	2020 PDC Lighting Transition	Austin	608,390	235,486	372,904	10/1/2020	12/31/2020
The Cadmus Group LLC	2018-19 PE Impact Evaluation	Portland	540,000	500,984	39,016	1/28/2020	2/1/2021
Craft3	Loan Agreement	Portland	500,000	500,000	0	1/1/2018	12/31/2027
Balanced Energy Solutions LLC	New Homes QA Inspections	Portland	482,275	263,722	218,553	4/27/2015	12/31/2021
CLEARresult Consulting Inc	2020 Residential PMC-PILOTS	Austin	449,520	359,647	89,873	1/1/2020	12/31/2020
The Cadmus Group LLC	NB 2018_19 Impact Evaluation	Portland	382,000	50,891	331,110	9/14/2020	12/31/2021
Craft3	Loan Agreement	Portland	300,000	300,000	0	6/1/2014	6/20/2025
ICF Resources, LLC	2020 BE NWN WA PMC	Fairfax	270,876	223,192	47,684	1/1/2020	12/31/2020
CLEARresult Consulting Inc	2020 Residential PMC - WA	Austin	250,999	225,253	25,746	1/1/2020	12/31/2020
CLEARresult Consulting Inc	2020 Residential PMC-CustSvc	Austin	215,648	166,988	48,660	1/1/2020	12/31/2020
Alternative Energy Systems Consulting, Inc.	PE Technical Review Assistance	Carlsbad	200,000	99,542	100,458	5/8/2019	4/30/2021
Pivotal Energy Solutions LLC	Software Product Support	Gilbert	200,000	92,849	107,152	1/1/2020	12/31/2021
ICF Resources, LLC	2020 DE DSM PMC	Fairfax	198,042	104,104	93,938	1/1/2020	12/31/2020
TRC Engineers Inc.	2020 EPS New Const PDC-WA	Irvine	189,264	127,171	62,093	1/1/2020	12/31/2020
TRC Engineers Inc.	2020 EPS New Const-Grid Harmon	Irvine	177,910	139,827	38,083	1/1/2020	12/31/2020
The Cadmus Group LLC	Site Specific Impact Evals	Portland	170,000	27,182	142,818	2/8/2019	12/31/2021
Verde	DHP Installation Program	Portland	150,000	75,288	74,712	1/31/2020	12/31/2020
Cadeo Group LLC	Lighting Market Research	Washington	122,000	121,904	96	5/1/2020	12/31/2020

CONTRACTOR	Description	City	EST COST	Actual TTD	Remaining	Start	End
Ekotrop, Inc.	ModelingSoftware for NC	Boston	100,000	87,825	12,175	1/21/2020	12/31/2020
Earth Advantage, Inc.	Decrease REA to EA	Portland	99,300	64,575	34,725	11/1/2018	12/31/2020
Battelle Memorial Institute	PNNIL Services Agreement		70,142	70,142	0	5/9/2019	12/30/2020
Opinion Dynamics Corporation	Evaluation MHR Pilot	Waltham	66,000	65,404	596	5/1/2017	12/31/2021
Craft3	SWR Loan Origination/Loss Fund	Portland	55,000	18,661	36,339	1/1/2018	12/31/2020
FMYI, INC	Subscription Agreement	Portland	54,650	54,650	0	4/25/2016	2/1/2021
TRC Engineers Inc.	2020 EPS New Const - Solar	Irvine	53,016	45,975	7,042	1/1/2020	12/31/2020
Oregon Architecture, INC	NZEL Grants 2020-21		51,000	0	51,000	11/2/2020	12/31/2021
Anchor Blue LLC	Technical Support for Planning	Vancouver	50,000	7,980	42,020	10/26/2020	12/31/2021
Northwest Energy Efficiency Alliance	SmartThermostatPerformance	Portland	50,000	50,000	0	9/15/2019	9/14/2021
Ameresco, Inc.	Professional Services		49,956	18,607	31,350	4/1/2020	12/31/2020
Glumac Inc	NB Net Zero Fellowship	Portland	48,840	8,170	40,670	1/31/2020	2/25/2021
Portland General Electric	Verfi Assistance D1X Mega Proj	Portland	45,500	14,885	30,615	1/1/2020	12/31/2021
The Cadmus Group LLC	Industrial Load Shape Research	Portland	41,145	16,028	25,117	9/10/2020	2/28/2021
The Cadmus Group LLC	PE SEM Reporting	Portland	40,595	20,338	20,257	8/17/2020	1/31/2021
Cadeo Group LLC	Comm Boiler Characterization	Washington	35,000	28,494	6,506	10/1/2020	3/15/2021
INCA Energy Efficiency, LLC	Intel Mega Projects Eval	Grinnell	35,000	29,202	5,798	8/1/2019	7/1/2021
Integral Group Inc.	TAS Mod 3 Intel Mega Project	Oakland	34,900	23,200	11,700	3/20/2020	12/31/2020
The Cadmus Group LLC	Solar Install Requirements	Portland	33,000	0	33,000	12/1/2020	4/30/2021
American Council for and Energy Efficient Economy	Research Letter Agreement	Washington	30,000	30,000	0	1/1/2020	3/31/2021
INCA Energy Efficiency, LLC	Red Rock Evaluation	Grinnell	30,000	5,622	24,379	6/10/2018	7/10/2021
Bridgetown Printing Company	NWN Bill Inserts 2020	Portland	27,911	27,911	0	1/1/2020	12/31/2020
Community Energy Project, Inc.	Funding CEP Cooling Workshops	Portland	27,500	18,000	9,500	7/1/2020	12/31/2020
Housing Authority of Jackson County	Manufactured Home Funding		25,000	0	25,000	11/1/2020	11/1/2021
DNV GL Energy Services USA Inc	Large/Complex EB Impact Eval	Oakland	24,000	10,121	13,879	9/1/2020	1/31/2021
Illume Advising, LLC	Customer Insight Report Review	Verona	20,000	18,953	1,048	7/29/2020	12/31/2020
Michaels Energy, Inc.	Large NB Impact Evaluation	La Crosse	20,000	19,993	7	8/1/2018	11/30/2020
DNV GL Energy Services USA Inc	CSEM Evaluation Consultants	Oakland	18,000	17,045	955	10/1/2020	6/30/2021
Evergreen Economics	Sampling & Weighting Training	Portland	16,500	16,464	36	9/1/2020	1/31/2021
Rouj Energy Analytics, LLC	CSEM Evaluation Consultants		15,000	14,988	13	10/1/2020	6/30/2021
The Cadmus Group LLC	CSEM Evaluation Consultants	Portland	15,000	9,059	5,941	10/1/2020	6/30/2021
Demand Side Analytics, LLC	TheromstatOptimizationStudy	Woodstock OR	8,600	0	8,600	10/10/2019	6/4/2021
Northwest Earth Institute	Sponsorship Agreement	Portland	7,500	7,500	0	8/1/2020	12/31/2020
Northwest Energy Efficiency Council	BOC Webinar Sponsorship	Seattle	7,125	7,125	0	1/1/2020	12/31/2020
Dscout, Inc	RES Digital Data Focus Group		6,625	6,625	0	10/1/2020	12/31/2020
Alexander Salazar	NZEL Grant 2020-21	Portland	6,000	0	6,000	11/11/2020	6/18/2021
Carleton Hart Architecture PC	NZEL Grant 2020-21	Portland	6,000	0	6,000	11/11/2020	6/18/2021
GBD Architects Incorporated	NZEL Grant 2020-21	Portland	6,000	0	6,000	11/11/2020	6/18/2021
Green Hammer, Inc	NZEL Grant 2020-21	Portland	6,000	0	6,000	11/11/2020	6/18/2021
<b>Energy Efficiency Total:</b>			<b>135,441,817</b>	<b>88,944,089</b>	<b>46,497,728</b>		
<b>Joint Programs</b>							
ADM Associates, Inc.	2020 Customer Insight Study	Seattle	328,300	323,104	5,196	12/17/2019	12/31/2020
ADM Associates, Inc.	Fast Feedback	Seattle	91,000	82,014	8,986	4/16/2020	6/30/2021
Apex Analytics LLC	ResidentialPayPerformance P4P	Boulder	83,000	22,413	60,588	8/1/2019	4/30/2022

CONTRACTOR	Description	City	EST COST	Actual TTD	Remaining	Start	End
Structured Communications Systems, Inc.	ShoreTel Phone System Install	Clackamas	72,845	69,466	3,379	1/1/2017	12/31/2020
The Cadmus Group LLC	Smart Thermostat Savings	Portland	65,100	9,994	55,107	12/1/2010	8/31/2021
Empress Rules LLC	DEI Training & Consulting		31,875	31,500	375	9/1/2019	12/31/2020
Infogroup Inc	Data License & Service Agmt	Papillion	17,000	8,500	8,500	2/4/2020	4/1/2021
Energy 350 LLC	Professional Services	Portland	4,100	4,066	35	5/1/2020	12/31/2020
<b>Joint Programs Total:</b>			<b>693,220</b>	<b>551,055</b>	<b>142,165</b>		
<b>Renewable Energy</b>							
Sunway 3, LLC	Prologis PV installation	Portland	3,405,000	3,261,044	143,956	9/30/2008	9/30/2028
City of Salem	Biogas Project - Willow Lake	Salem	3,000,000	806,250	2,193,750	9/4/2018	11/30/2023
Clean Water Services	Project Funding Agreement	Hillsboro	3,000,000	2,013,106	986,894	11/25/2014	11/25/2039
Water Environment Services, A Dept. of Clackamas County	Bio Water Cogeneration System	Clackamas	1,800,000	0	1,800,000	11/15/2019	9/30/2041
Oregon Institute of Technology	Geothermal Resource Funding	Klamath Falls	1,550,000	1,550,000	0	9/11/2012	9/11/2032
Farm Power Misty Meadows LLC	Misty Meadows Biogas Facility	Mount Vernon	1,000,000	1,000,000	0	10/25/2012	10/25/2027
Farmers Conservation Alliance	Irrigation Modernization	Hood River	1,000,000	869,099	130,901	4/1/2019	3/31/2021
Three Sisters Irrigation District	TSID Hydro	Sisters	1,000,000	1,000,000	0	4/25/2012	9/30/2032
Farmers Irrigation District	FID - Plant 2 Hydro	Hood River	900,000	900,000	0	4/1/2014	4/1/2034
Three Sisters Irrigation District	Mckenize Reservoir Irrigation	Sisters	865,000	0	865,000	3/18/2019	3/17/2039
Klamath Falls Solar 2 LLC	PV Project Funding Agreement	San Mateo	850,000	382,500	467,500	7/11/2016	7/10/2041
Energy Assurance Company	Solar Verifier	Milwaukie	499,000	495,180	3,820	11/15/2018	10/14/2020
Old Mill Solar, LLC	Project Funding Agmt	Bly, OR Lake Oswego	490,000	490,000	0	5/29/2015	5/28/2030
Clean Power Research, LLC	PowerClerk License	Napa	459,172	459,172	0	7/1/2017	5/31/2021
City of Medford	750kW Combined Heat & Power	Medford	450,000	450,000	0	10/20/2011	10/20/2031
City of Pendleton	Pendleton Microturbines	Pendleton	450,000	150,000	300,000	4/20/2012	4/20/2032
Deschutes Valley Water District	Opal Springs Hydro Project	Madras	450,000	450,000	0	1/1/2018	4/1/2040
Energy Assurance Company	Solar Verifier Services	Milwaukie	450,000	39,750	410,250	10/15/2020	10/14/2022
RES - Ag FGO LLC	Biogas Manure Digester Project	Washington	441,660	441,660	0	10/27/2010	10/27/2025
RES - Ag FGO LLC	Biogas Manure Digester - FGO	Washington	441,660	438,660	3,000	10/27/2010	10/27/2025
Three Sisters Irrigation District	TSID Funding Agreement	Sisters	400,000	400,000	0	1/1/2018	12/31/2038
SunE Solar XVI Lessor, LLC	BVT Sexton Mtn PV	Bethesda	355,412	355,412	0	5/15/2014	12/31/2034
City of Gresham	City of Gresham Cogen 2	Gresham	350,000	334,523	15,477	4/9/2014	7/9/2034
American Microgrid Solutions LLC	RE Feasibility Analysis	Easton	207,500	197,800	9,700	11/18/2019	11/17/2020
City of Astoria	Bear Creek Funding Agreement	Astoria	143,000	143,000	0	3/24/2014	3/24/2034
Kevala, Inc.	Targeted Load Management	San Francisco	140,000	130,000	10,000	12/20/2019	12/31/2020
Oregon Solar Energy Industries Association	Solar soft costs install price	Portland	110,640	63,770	46,870	12/21/2018	6/30/2021
New Buildings Institute	GridOptimalBuildings Initiative	White Salmon	100,000	50,000	50,000	12/1/2019	12/31/2021
Wallowa Resources Community Solutions Inc	Renewables Field Outreach	Enterprise	95,920	58,520	37,400	3/1/2020	2/28/2022
Solar Oregon	Solar Education & Outreach	Portland	91,375	41,355	50,020	12/15/2019	10/31/2021
Craft3	NON-EEAST OBR Svc Agrmt	Portland	90,000	90,000	0	1/1/2018	12/31/2020
City of Hillsboro	Project Funding Agreement	Hillsboro	85,000	85,000	0	6/8/2020	12/31/2040
Kendrick Business Services LLC	Small Business Financial Dev	Albany	84,750	59,229	25,521	8/1/2018	6/30/2021
Wallowa County	Project Funding Agreement	Enterprise	80,000	80,000	0	4/1/2018	3/31/2038
Hood River County	Hood River County Letter Agree		75,000	0	75,000	8/28/2020	3/31/2021
SPS of Oregon Inc	Project Funding Agreement	Wallowa	75,000	74,513	488	10/15/2015	10/31/2036
Clean Power Research, LLC	WattPlan Software	Napa	74,000	74,000	0	11/17/2017	5/31/2021

CONTRACTOR	Description	City	EST COST	Actual TTD	Remaining	Start	End
Faraday Inc	Software Services Subscription	Burlington	72,000	72,000	0	1/15/2019	12/14/2020
Farmers Conservation Alliance	Grant Agreement Irrigation Mod	Hood River	65,000	16,250	48,750	8/12/2020	3/30/2021
Site Capture LLC	SiteCapture Subscription	Austin	60,000	57,000	3,000	2/1/2018	1/31/2021
Oregon Solar Energy Fund	Solar Education Training	Portland	46,626	7,914	38,712	3/10/2020	1/31/2021
Clean Energy States Alliance	MOU 20-2021	Montpelier	39,500	39,500	0	7/1/2020	6/30/2021
Lake County Resources Initiative	LCRI Support to ET Solar	Lakeview	35,000	17,475	17,525	4/15/2020	12/31/2020
Oregon Solar Energy Industries Association	SolarTechnicalTraining Recruit	Portland	33,500	33,000	500	9/15/2019	10/31/2020
University of Oregon	SolarStorageMircogrid Research	Eugene	25,000	0	25,000	10/1/2020	1/31/2021
University of Oregon	UO SRML 2020 Sponsorship	Eugene	25,000	24,999	1	2/5/2020	3/8/2021
Oregon Solar Energy Industries Association	2021 Sponsorship for OSEC	Portland	24,500	0	24,500	12/15/2020	12/31/2021
Robert Migliori	42kW wind energy system	Newberg	24,125	24,125	0	4/11/2007	1/31/2024
Rogue Climate	Solarize Campaign		22,840	7,000	15,840	1/1/2020	8/31/2021
Warren Griffin	Griffin Wind Project	Salem	13,150	9,255	3,895	10/1/2005	10/1/2020
Oregon Institute of Technology	Off Grid Solar Irrigation	Klamath Falls	12,000	0	12,000	3/15/2020	9/30/2020
ICF Resources, LLC	Solar Contractor Conference	Fairfax	8,000	8,000	0	9/8/2020	11/30/2020
<b>Renewable Energy Total:</b>			<b>25,565,330</b>	<b>17,750,059</b>	<b>7,815,271</b>		
<b>Grand Total:</b>			<b>180,447,580</b>	<b>118,786,906</b>	<b>61,660,674</b>		
<b>Contracts without Incentives Total:</b>			<b>156,880,073</b>	<b>102,279,531</b>	<b>54,600,542</b>		
<b>Renewable Energy Incentive Total:</b>			<b>23,567,507</b>	<b>16,507,376</b>	<b>7,060,131</b>		
<b>Energy Efficiency Incentive Total:</b>			<b>0</b>	<b>0</b>	<b>0</b>		

Complete List of Contracts Grouped by Size

Contracts in effect on November 30, 2020, including those contracts executed for 2020 and beyond and excluding contracts completed prior to this date

Grouping by Contract Size	Dollars	Number of Contracts	Distribution of Dollars	Distribution of Count
Over \$500k	\$ 160,660,770	32	89%	13%
From \$400k to \$500k	\$ 7,822,786	17	4%	7%
Under \$400k	\$ 11,964,023	195	7%	80%
<b>TOTAL</b>	<b>\$ 180,447,580</b>	<b>244</b>		

Grouping by Contract Size	Contract Amount	Contractor	Description	Program	Start	End
Over \$500k	42,866,366	Northwest Energy Efficiency Alliance	NEEA Funding Agreement	Energy Efficiency	1/1/2020	8/1/2025
Over \$500k	33,662,505	Northwest Energy Efficiency Alliance	Regional EE Initiative Agmt	Energy Efficiency	1/1/2015	9/15/2022
Over \$500k	13,829,830	ICF Resources, LLC	2020 BE PMC	Energy Efficiency	1/1/2020	12/31/2020
Over \$500k	11,343,292	G&I VII Five Oak Owner LLC	Office Lease - 421 SW Oak	Administration	11/21/2011	12/31/2025
Over \$500k	9,006,920	CLEARresult Consulting Inc	2020 Residential PMC	Energy Efficiency	1/1/2020	12/31/2020
Over \$500k	5,985,758	CLEARresult Consulting Inc	2020 NBE PMC	Energy Efficiency	1/1/2020	12/31/2020
Over \$500k	4,687,993	TRC Environmental Corporation	2020 MF PMC	Energy Efficiency	1/1/2020	12/31/2020
Over \$500k	3,405,000	Sunway 3, LLC	Prologis PV installation	Renewable Energy	9/30/2008	9/30/2028
Over \$500k	3,000,000	City of Salem	Biogas Project - Willow Lake	Renewable Energy	9/4/2018	11/30/2023
Over \$500k	3,000,000	Clean Water Services	Project Funding Agreement	Renewable Energy	11/25/2014	11/25/2039
Over \$500k	2,835,321	Energy 350 Inc	PE PDC 2020	Energy Efficiency	1/1/2020	12/31/2020
Over \$500k	2,224,092	TRC Engineers Inc.	2020 EPS New Const PDC	Energy Efficiency	1/1/2020	12/31/2020
Over \$500k	2,200,254	Cascade Energy, Inc.	PE PDC 2020	Energy Efficiency	1/1/2020	12/31/2020
Over \$500k	2,081,000	Northwest Power & Conservation Council	Regional Technical Forum Agrmt	Energy Efficiency	1/1/2020	12/31/2024
Over \$500k	2,051,027	Evergreen Consulting Group, LLC	PE Lighting PDC 2020	Energy Efficiency	1/1/2020	12/31/2020
Over \$500k	1,855,600	Cascade Energy, Inc.	PE PDC 2020	Energy Efficiency	1/1/2020	12/31/2020
Over \$500k	1,800,000	Water Environment Services, A Dept. of Clackamas County	Bio Water Cogeneration System	Renewable Energy	11/15/2019	9/30/2041
Over \$500k	1,550,000	Oregon Institute of Technology	Geothermal Resource Funding	Renewable Energy	9/11/2012	9/11/2032
Over \$500k	1,546,161	RHT Energy Inc.	PE PDC 2020	Energy Efficiency	1/1/2020	12/31/2020
Over \$500k	1,436,261	CLEARresult Consulting Inc	2020 Retail PDC	Energy Efficiency	1/1/2020	12/31/2020
Over \$500k	1,100,000	Coates Kokes Inc	2020 Media Buying Agreement	Communications	1/1/2020	12/31/2020
Over \$500k	1,000,000	Craft3	Manufactured Home Pilot Loan	Energy Efficiency	9/20/2018	9/20/2033
Over \$500k	1,000,000	Farm Power Misty Meadows LLC	Misty Meadows Biogas Facility	Renewable Energy	10/25/2012	10/25/2027
Over \$500k	1,000,000	Farmers Conservation Alliance	Irrigation Modernization	Renewable Energy	4/1/2019	3/31/2021
Over \$500k	1,000,000	Three Sisters Irrigation District	TSID Hydro	Renewable Energy	4/25/2012	9/30/2032
Over \$500k	900,000	Farmers Irrigation District	FID - Plant 2 Hydro	Renewable Energy	4/1/2014	4/1/2034
Over \$500k	865,000	Three Sisters Irrigation District	Mckenize Reservoir Irrigation	Renewable Energy	3/18/2019	3/17/2039
Over \$500k	850,000	Klamath Falls Solar 2 LLC	PV Project Funding Agreement	Renewable Energy	7/11/2016	7/10/2041
Over \$500k	740,000	TRC Environmental Corporation	2020 BE Transition Agreement	Energy Efficiency	10/1/2020	12/31/2020
Over \$500k	690,000	Open Energy Efficiency, Inc.	Automated Meter Data Analysis	Energy Efficiency	1/1/2018	12/31/2020
Over \$500k	608,390	CLEARresult Consulting Inc	2020 PDC Lighting Transition	Energy Efficiency	10/1/2020	12/31/2020
Over \$500k	540,000	The Cadmus Group LLC	2018-19 PE Impact Evaluation	Energy Efficiency	1/28/2020	2/1/2021
From \$400k to \$500k	500,000	Craft3	Loan Agreement	Energy Efficiency	1/1/2018	12/31/2027
From \$400k to \$500k	499,999	Colehour & Cohen	PR Comm & Event Management	Communications	1/1/2019	2/1/2021
From \$400k to \$500k	499,500	ThinkShout, Inc.	Web Development & Design	Administration	1/1/2020	12/31/2021
From \$400k to \$500k	499,000	Energy Assurance Company	Solar Verifier	Renewable Energy	11/15/2018	10/14/2020
From \$400k to \$500k	490,000	Old Mill Solar, LLC	Project Funding Agmt Bly, OR	Renewable Energy	5/29/2015	5/28/2030
From \$400k to \$500k	482,275	Balanced Energy Solutions LLC	New Homes QA Inspections	Energy Efficiency	4/27/2015	12/31/2021
From \$400k to \$500k	459,172	Clean Power Research, LLC	PowerClerk License	Renewable Energy	7/1/2017	5/31/2021



Grouping by Contract Size	Contract Amount	Contractor	Description	Program	Start	End
From \$400k to \$500k	450,000	City of Medford	750kW Combined Heat & Power	Renewable Energy	10/20/2011	10/20/2031
From \$400k to \$500k	450,000	City of Pendleton	Pendleton Microturbines	Renewable Energy	4/20/2012	4/20/2032
From \$400k to \$500k	450,000	Deschutes Valley Water District	Opal Springs Hydro Project	Renewable Energy	1/1/2018	4/1/2040
From \$400k to \$500k	450,000	Energy Assurance Company	Solar Verifier Services	Renewable Energy	10/15/2020	10/14/2022
From \$400k to \$500k	449,520	CLEAResult Consulting Inc	2020 Residential PMC-PILOTS	Energy Efficiency	1/1/2020	12/31/2020
From \$400k to \$500k	441,660	RES - Ag FGO LLC	Biogas Manure Digester Project	Renewable Energy	10/27/2010	10/27/2025
From \$400k to \$500k	441,660	RES - Ag FGO LLC	Biogas Manure Digester - FGO	Renewable Energy	10/27/2010	10/27/2025
From \$400k to \$500k	435,000	Digital Mark Group LLC	Digital Marketing Agreement	Communications	1/1/2020	12/31/2020
From \$400k to \$500k	425,000	Colehour & Cohen	My Home Advertising Campaign	Communications	5/31/2019	5/31/2021
From \$400k to \$500k	400,000	Three Sisters Irrigation District	TSID Funding Agreement	Renewable Energy	1/1/2018	12/31/2038
Under \$400k	382,000	The Cadmus Group LLC	NB 2018_19 Impact Evaluation	Energy Efficiency	9/14/2020	12/31/2021
Under \$400k	355,412	SunE Solar XVI Lessor, LLC	BVT Sexton Mtn PV	Renewable Energy	5/15/2014	12/31/2034
Under \$400k	350,000	City of Gresham	City of Gresham Cogen 2	Renewable Energy	4/9/2014	7/9/2034
Under \$400k	328,300	ADM Associates, Inc.	2020 Customer Insight Study	Joint Programs	12/17/2019	12/31/2020
Under \$400k	300,000	Craft3	Loan Agreement	Energy Efficiency	6/1/2014	6/20/2025
Under \$400k	270,876	ICF Resources, LLC	2020 BE NWN WA PMC	Energy Efficiency	1/1/2020	12/31/2020
Under \$400k	250,999	CLEAResult Consulting Inc	2020 Residential PMC - WA	Energy Efficiency	1/1/2020	12/31/2020
Under \$400k	243,875	Prophix. Inc	Budget Tools Cloud Services	Administration	9/27/2019	6/1/2021
Under \$400k	228,900	OMBU Inc	New Interactive Forms	Administration	4/2/2018	12/31/2021
Under \$400k	215,648	CLEAResult Consulting Inc	2020 Residential PMC-CustSvc	Energy Efficiency	1/1/2020	12/31/2020
Under \$400k	207,500	American Microgrid Solutions LLC	RE Feasibility Analysis	Renewable Energy	11/18/2019	11/17/2020
Under \$400k	205,723	Carahsoft Technology Corporation	DocuSign Master Agreement	Communications	1/31/2018	1/30/2023
Under \$400k	200,000	Alternative Energy Systems Consulting, Inc.	PE Technical Review Assistance	Energy Efficiency	5/8/2019	4/30/2021
Under \$400k	200,000	Pivotal Energy Solutions LLC	Software Product Support	Energy Efficiency	1/1/2020	12/31/2021
Under \$400k	198,042	ICF Resources, LLC	2020 DE DSM PMC	Energy Efficiency	1/1/2020	12/31/2020
Under \$400k	189,500	Pollinate Inc	Web Forms Development Services	Communications	1/1/2017	12/31/2020
Under \$400k	189,264	TRC Engineers Inc.	2020 EPS New Const PDC-WA	Energy Efficiency	1/1/2020	12/31/2020
Under \$400k	186,240	Paladin Risk Management, Ltd	Cert Tracking & License Svc	Administration	9/1/2015	10/1/2021
Under \$400k	180,000	Microsoft Corporation	Cloud System/Disaster Recovery	Administration	10/9/2017	12/31/2020
Under \$400k	177,910	TRC Engineers Inc.	2020 EPS New Const-Grid Harmon	Energy Efficiency	1/1/2020	12/31/2020
Under \$400k	170,329	Dell Marketing LP.	Blanket Purchase Order	Administration	4/1/2020	12/31/2021
Under \$400k	170,000	The Cadmus Group LLC	Site Specific Impact Evals	Energy Efficiency	2/8/2019	12/31/2021
Under \$400k	157,393	CTX Businss Solutions Inc	Copier Purchase & Maintenance	Administration	1/27/2015	1/1/2021
Under \$400k	153,500	DocuMart of Portland	Blanket PO for Printing	Communications	1/1/2013	12/31/2020
Under \$400k	150,000	Verde	DHP Installation Program	Energy Efficiency	1/31/2020	12/31/2020
Under \$400k	143,000	City of Astoria	Bear Creek Funding Agreement	Renewable Energy	3/24/2014	3/24/2034
Under \$400k	140,000	Kevala, Inc.	Targeted Load Management	Renewable Energy	12/20/2019	12/31/2020
Under \$400k	134,750	Magneto Advertising, LLC	B2B My Business Campaign	Communications	11/8/2019	12/31/2020
Under \$400k	125,063	St. Joseph the Worker Coporate Internship Program Inc	Community Partner Agreement	Administration	9/15/2016	9/1/2021
Under \$400k	122,000	Cadeo Group LLC	Lighting Market Research	Energy Efficiency	5/1/2020	12/31/2020
Under \$400k	110,640	Oregon Solar Energy Industries Association	Solar soft costs install price	Renewable Energy	12/21/2018	6/30/2021
Under \$400k	107,615	Encore Business Solutions (USA)	GP Annual Enhancement	Administration	9/14/2011	8/31/2021
Under \$400k	100,760	Prophix. Inc	Budget Tools Master Agreement	Administration	9/27/2019	9/26/2021
Under \$400k	100,000	Nu Way Printing	Blanket PO for Printing	Communications	1/1/2013	12/31/2020
Under \$400k	100,000	Ekotrop, Inc.	ModelingSoftware for NC	Energy Efficiency	1/21/2020	12/31/2020
Under \$400k	100,000	New Buildings Institute	GridOptimalBuildings Intiative	Renewable Energy	12/1/2019	12/31/2021
Under \$400k	99,620	Archive Systems Inc	Record Management Services	Administration	1/1/2011	12/31/2020
Under \$400k	99,300	Earth Advantage, Inc.	Decrease REA to EA	Energy Efficiency	11/1/2018	12/31/2020
Under \$400k	95,920	Wallowa Resources Community Solutions Inc	Renewables Field Outreach	Renewable Energy	3/1/2020	2/28/2022
Under \$400k	93,960	CDW Direct, LLC	Microsoft DynamicsCRM Licenses	Administration	6/1/2019	3/31/2021

Grouping by Contract Size	Contract Amount	Contractor	Description	Program	Start	End
Under \$400k	92,500	3Point Brand Management	Branded Promotional Giveaways	Communications	1/16/2018	12/31/2020
Under \$400k	91,375	Solar Oregon	Solar Education & Outreach	Renewable Energy	12/15/2019	10/31/2021
Under \$400k	91,000	ADM Associates, Inc.	Fast Feedback	Joint Programs	4/16/2020	6/30/2021
Under \$400k	90,000	Craft3	NON-EAST OBR Svc Agrmt	Renewable Energy	1/1/2018	12/31/2020
Under \$400k	89,530	Fine Solutions, LLC	Great Plains Support	Administration	11/1/2014	4/30/2021
Under \$400k	85,700	CLEAResult Consulting Inc	Call CenterServices Comm Solar	Administration	8/1/2019	3/4/2022
Under \$400k	85,000	City of Hillsboro	Project Funding Agreement	Renewable Energy	6/8/2020	12/31/2040
Under \$400k	84,750	Kendrick Business Services LLC	Small Business Financial Dev	Renewable Energy	8/1/2018	6/30/2021
Under \$400k	83,540	E Source Companies LLC	Measure Insights Database	Communications	9/12/2019	12/31/2020
Under \$400k	83,000	Apex Analytics LLC	ResidentialPayPerformance P4P	Joint Programs	8/1/2019	4/30/2022
Under \$400k	80,000	Wallowa County	Project Funding Agreement	Renewable Energy	4/1/2018	3/31/2038
Under \$400k	78,000	Brown Printing Inc	Blanket PO for Printing	Communications	1/1/2013	12/31/2020
Under \$400k	76,000	CDW Direct, LLC	Blanket PO	Administration	1/1/2020	12/31/2021
Under \$400k	75,000	Hood River County	Hood River County Letter Agree	Renewable Energy	8/28/2020	3/31/2021
Under \$400k	75,000	SPS of Oregon Inc	Project Funding Agreement	Renewable Energy	10/15/2015	10/31/2036
Under \$400k	74,837	Airespring Inc	T1 Connectivity Services	Administration	12/22/2016	1/15/2021
Under \$400k	74,688	Allstream Business US Inc	Internet Services	Administration	9/22/2017	8/1/2021
Under \$400k	74,000	Clean Power Research, LLC	WattPlan Software	Renewable Energy	11/17/2017	5/31/2021
Under \$400k	72,845	Structured Communications Systems, Inc.	ShoreTel Phone System Install	Joint Programs	1/1/2017	12/31/2020
Under \$400k	72,000	Faraday Inc	Software Services Subscription	Renewable Energy	1/15/2019	12/14/2020
Under \$400k	70,142	Battelle Memorial Institute	PNNIL Services Agreement	Energy Efficiency	5/9/2019	12/30/2020
Under \$400k	70,000	Printable Promotions	Promotional Materials	Communications	4/13/2017	12/31/2021
Under \$400k	66,000	Opinion Dynamics Corporation	Evaluation MHR Pilot	Energy Efficiency	5/1/2017	12/31/2021
Under \$400k	65,100	The Cadmus Group LLC	Smart Thermostat Savings	Joint Programs	12/1/2010	8/31/2021
Under \$400k	65,000	Farmers Conservation Alliance	Grant Agreement Irrigation Mod	Renewable Energy	8/12/2020	3/30/2021
Under \$400k	60,000	Tri-Met	2020_21 Transit Agreement	Administration	9/1/2020	8/31/2021
Under \$400k	60,000	Site Capture LLC	SiteCapture Subscription	Renewable Energy	2/1/2018	1/31/2021
Under \$400k	55,000	Craft3	SWR Loan Origination/Loss Fund	Energy Efficiency	1/1/2018	12/31/2020
Under \$400k	54,650	FMYI, INC	Subscription Agreement	Energy Efficiency	4/25/2016	2/1/2021
Under \$400k	53,280	Sheepscot Creative LLC	Creative Services & Media	Communications	1/1/2019	12/31/2020
Under \$400k	53,016	TRC Engineers Inc.	2020 EPS New Const - Solar	Energy Efficiency	1/1/2020	12/31/2020
Under \$400k	51,000	Oregon Architecture, INC	NZEL Grants 2020-21	Energy Efficiency	11/2/2020	12/31/2021
Under \$400k	50,000	Stevens Integrated Solutions Inc	Blanket PO for Printing	Communications	1/1/2013	12/31/2020
Under \$400k	50,000	Anchor Blue LLC	Technical Support for Planning	Energy Efficiency	10/26/2020	12/31/2021
Under \$400k	50,000	Northwest Energy Efficiency Alliance	SmartThermostatPerformance	Energy Efficiency	9/15/2019	9/14/2021
Under \$400k	49,956	Ameresco, Inc.	Professional Services	Energy Efficiency	4/1/2020	12/31/2020
Under \$400k	49,920	The Coraggio Group, Inc.	Decision Rights Consulting	Administration	5/25/2020	12/31/2020
Under \$400k	48,998	The Iris Group	Writers Communications Pool	Communications	3/1/2020	2/28/2022
Under \$400k	48,840	Glumac Inc	NB Net Zero Fellowship	Energy Efficiency	1/31/2020	2/25/2021
Under \$400k	47,500	Pacific Office Furnishings	Blanket PO-Cube Adjustments	Administration	1/1/2019	12/31/2021
Under \$400k	46,626	Oregon Solar Energy Fund	Solar Education Training	Renewable Energy	3/10/2020	1/31/2021
Under \$400k	45,500	Portland General Electric	Verfi Assistance D1X Mega Proj	Energy Efficiency	1/1/2020	12/31/2021
Under \$400k	41,450	Sarah Noll Wilson, Inc	Intensive Manager Training	Administration	2/15/2020	1/31/2021
Under \$400k	41,145	The Cadmus Group LLC	Industrial Load Shape Research	Energy Efficiency	9/10/2020	2/28/2021
Under \$400k	40,595	The Cadmus Group LLC	PE SEM Reporting	Energy Efficiency	8/17/2020	1/31/2021
Under \$400k	39,500	Clean Energy States Alliance	MOU 20-2021	Renewable Energy	7/1/2020	6/30/2021
Under \$400k	37,960	Coates Kokes Inc	Creative Media PA	Communications	1/1/2019	12/31/2020
Under \$400k	35,000	Anthony Carothers	ISO Systems SecurityConsulting	Administration	11/5/2020	4/30/2021
Under \$400k	35,000	Cadeo Group LLC	Comm Boiler Characterization	Energy Efficiency	10/1/2020	3/15/2021
Under \$400k	35,000	INCA Energy Efficiency, LLC	Intel Mega Projects Eval	Energy Efficiency	8/1/2019	7/1/2021

Grouping by Contract Size	Contract Amount	Contractor	Description	Program	Start	End
Under \$400k	35,000	Lake County Resources Initiative	LCRI Support to ET Solar	Renewable Energy	4/15/2020	12/31/2020
Under \$400k	34,900	Integral Group Inc.	TAS Mod 3 Intel Mega Project	Energy Efficiency	3/20/2020	12/31/2020
Under \$400k	33,500	Oregon Solar Energy Industries Association	SolarTechicalTraining Recruit	Renewable Energy	9/15/2019	10/31/2020
Under \$400k	33,000	The Cadmus Group LLC	Solar Install Requirements	Energy Efficiency	12/1/2020	4/30/2021
Under \$400k	32,796	Siteimprove Inc	Web Governance and Monitoring	Administration	1/27/2017	10/31/2020
Under \$400k	32,500	Happy Cup Coffee LLC	Blanket PO-Coffee	Administration	1/1/2019	12/31/2020
Under \$400k	32,000	Figure 8 Consulting LLC	IES Cultural Reponsive Test	Administration	4/15/2019	12/31/2020
Under \$400k	31,875	Empress Rules LLC	DEI Training & Consulting	Joint Programs	9/1/2019	12/31/2020
Under \$400k	30,751	Jason Quigley Photography LLC	Professional Services Agmt	Communications	12/1/2015	12/31/2021
Under \$400k	30,000	3Point Brand Management	Blanket PO	Communications	1/1/2021	12/31/2021
Under \$400k	30,000	American Council for and Energy Efficient Economy	Research Letter Agreement	Energy Efficiency	1/1/2020	3/31/2021
Under \$400k	30,000	INCA Energy Efficiency, LLC	Red Rock Evaluation	Energy Efficiency	6/10/2018	7/10/2021
Under \$400k	27,911	Bridgetown Printing Company	NWN Bill Inserts 2020	Energy Efficiency	1/1/2020	12/31/2020
Under \$400k	27,650	CSG Professional Services, Inc.	Power BI Training & Services	Administration	10/22/2019	10/21/2021
Under \$400k	27,500	Community Energy Project, Inc.	Funding CEP Cooling Workshops	Energy Efficiency	7/1/2020	12/31/2020
Under \$400k	25,000	Rose City Moving & Storage	Blanket PO Cube Moving	Administration	1/1/2019	12/31/2020
Under \$400k	25,000	Wahl and Associates LLC	Executive Search DEI Lens	Administration	11/11/2020	7/30/2021
Under \$400k	25,000	DocuMart of Portland	Blanket PO	Communications	1/1/2021	12/31/2021
Under \$400k	25,000	Sustainable Northwest	Community Engagement Outreach	Communications	5/1/2020	3/31/2021
Under \$400k	25,000	Housing Authority of Jackson County	Manufactured Home Funding	Energy Efficiency	11/1/2020	11/1/2021
Under \$400k	25,000	University of Oregon	SolarStorageMircogrid Research	Renewable Energy	10/1/2020	1/31/2021
Under \$400k	25,000	University of Oregon	UO SRML 2020 Sponsorship	Renewable Energy	2/5/2020	3/8/2021
Under \$400k	24,500	Oregon Solar Energy Industries Association	2021 Sponsorship for OSEC	Renewable Energy	12/15/2020	12/31/2021
Under \$400k	24,125	Robert Migliori	42kW wind energy system	Renewable Energy	4/11/2007	1/31/2024
Under \$400k	24,000	DNV GL Energy Services USA Inc	Large/Complex EB Impact Eval	Energy Efficiency	9/1/2020	1/31/2021
Under \$400k	22,840	Rogue Climate	Solarize Campaign	Renewable Energy	1/1/2020	8/31/2021
Under \$400k	22,212	Wallowa Resources Stewardship Center LLC	Enterprise, OR Lease Agreement	Communications	11/1/2013	9/1/2021
Under \$400k	22,000	Elephants Catering	Blanket PO-Food Catering	Administration	1/1/2019	12/31/2020
Under \$400k	21,235	Mammoth HR	HR Strategy Resource Services	Administration	12/1/2019	12/1/2020
Under \$400k	20,000	The Benson Hotel	Rate Agreement for Board	Administration	1/1/2020	12/31/2020
Under \$400k	20,000	Illume Advising, LLC	Customer Insight Report Review	Energy Efficiency	7/29/2020	12/31/2020
Under \$400k	20,000	Michaels Energy, Inc.	Large NB Impact Evaluation	Energy Efficiency	8/1/2018	11/30/2020
Under \$400k	19,562	D&B	D&B	Administration	3/31/2005	3/30/2021
Under \$400k	18,000	DNV GL Energy Services USA Inc	CSEM Evaluation Consultants	Energy Efficiency	10/1/2020	6/30/2021
Under \$400k	17,643	CTX Businss Solutions Inc	Small Printer Maintenance	Administration	4/1/2012	3/30/2021
Under \$400k	17,102	MetaSkills Consulting Group	360 Manager CompetencyFeedback	Administration	2/12/2020	12/31/2020
Under \$400k	17,000	Infogroup Inc	Data License & Service Agmt	Joint Programs	2/4/2020	4/1/2021
Under \$400k	16,500	Evergreen Economics	Sampling & Weighting Training	Energy Efficiency	9/1/2020	1/31/2021
Under \$400k	15,780	Pantheon Systems, Inc	Website Hosting Services	Communications	5/1/2019	4/30/2021
Under \$400k	15,000	Bullard Smith Jernstedt Wilson Corporation	Legal Services	Administration	3/8/2017	3/18/2021
Under \$400k	15,000	Jackson Lewis P.C	Engagement Agreement	Administration	4/20/2020	12/31/2020
Under \$400k	15,000	Pod4print	2020 PGE Bill Inserts	Communications	1/1/2020	12/31/2020
Under \$400k	15,000	Rouj Energy Analytics, LLC	CSEM Evaluation Consultants	Energy Efficiency	10/1/2020	6/30/2021
Under \$400k	15,000	The Cadmus Group LLC	CSEM Evaluation Consultants	Energy Efficiency	10/1/2020	6/30/2021
Under \$400k	13,650	Moss Adams LLP	2019 401K Audit	Administration	1/1/2020	12/31/2020
Under \$400k	13,500	ABM Parking Services	Board Parking reimbursement	Administration	4/1/2019	12/31/2021
Under \$400k	13,290	Floor Solutions LLC	Carpet Cleaning Services	Administration	1/1/2019	12/31/2021
Under \$400k	13,150	Warren Griffin	Griffin Wind Project	Renewable Energy	10/1/2005	10/1/2020
Under \$400k	12,500	Bruner Strategies, LLC	2020 ED Review	Administration	7/1/2020	6/30/2021
Under \$400k	12,000	Oregon Institute of Technology	Off Grid Solar Irrigation	Renewable Energy	3/15/2020	9/30/2020

Grouping by Contract Size	Contract Amount	Contractor	Description	Program	Start	End
Under \$400k	11,900	Flossin Media RMS,	Advertising Agreement	Communications	4/20/2020	12/31/2020
Under \$400k	10,000	Fisher & Phillips, LLP	Legal Consulting Services	Administration	9/22/2020	12/31/2020
Under \$400k	10,000	Lisa Greenfield LLC	Employment Law Consulting	Administration	1/1/2019	12/31/2020
Under \$400k	10,000	Sarah Noll Wilson, Inc	Retention Strategy	Administration	9/1/2020	9/1/2021
Under \$400k	10,000	Stevens Integrated Solutions Inc	Blanket PO	Communications	1/1/2021	12/31/2021
Under \$400k	9,748	Sam Tenney Photography	Photography Services	Communications	3/9/2017	3/30/2022
Under \$400k	9,500	Boedigheimer Enterprises Inc	Compensation Analysis	Administration	5/25/2019	12/31/2020
Under \$400k	9,500	HMI Oregon Dealership, Inc.	Blanket PO-Storage	Administration	1/1/2019	12/31/2020
Under \$400k	9,500	IZO Public Relations	Fall Campaign 2020	Communications	9/1/2020	11/30/2020
Under \$400k	9,065	Theresa M. Hagerty	Writers & Communications Pool	Communications	3/1/2020	2/28/2022
Under \$400k	8,600	Demand Side Analytics, LLC	ThermostatOptimizationStudy OR	Energy Efficiency	10/10/2019	6/4/2021
Under \$400k	8,486	Jim Craven Photography	Photography Services	Communications	4/17/2017	4/30/2022
Under \$400k	8,313	Stillwater Energy LLC	OPUC DEI Rural Outreach Wksh	Communications	10/1/2020	11/30/2020
Under \$400k	8,145	Sarah Noll Wilson, Inc	Coaching Purposes	Administration	5/4/2020	5/4/2021
Under \$400k	8,100	LinkedIn Corporation	Webinar Learning	Administration	1/7/2020	1/21/2021
Under \$400k	8,050	NAMC Oregon	Trade Ally DEI Consulting	Communications	12/1/2020	3/31/2021
Under \$400k	8,000	ICF Resources, LLC	Solar Contractor Conference	Renewable Energy	9/8/2020	11/30/2020
Under \$400k	7,850	Susan Vogt Communications	Writers Communications Pool	Communications	3/1/2020	2/28/2022
Under \$400k	7,800	IZO Public Relations	IVR Spanish Translation	Communications	11/1/2020	12/31/2020
Under \$400k	7,500	Northwest Earth Institute	Sponsorship Agreement	Energy Efficiency	8/1/2020	12/31/2020
Under \$400k	7,125	Northwest Energy Efficiency Council	BOC Webinar Sponsorship	Energy Efficiency	1/1/2020	12/31/2020
Under \$400k	6,625	Dscout, Inc	RES Digital Data Focus Group	Energy Efficiency	10/1/2020	12/31/2020
Under \$400k	6,291	HVAC Inc	HVAC Annual Maintenance	Administration	9/16/2013	7/15/2021
Under \$400k	6,240	Sarah Noll Wilson, Inc	Gilmara Coaching	Administration	9/1/2020	12/31/2020
Under \$400k	6,000	Momentum Procurement Group, Inc	Blanket PO Office Supply	Administration	9/10/2020	9/10/2021
Under \$400k	6,000	IZO Public Relations	Spanish Translation *PA cap	Communications	10/26/2020	9/30/2021
Under \$400k	6,000	Alexander Salazar	NZEL Grant 2020-21	Energy Efficiency	11/11/2020	6/18/2021
Under \$400k	6,000	Carleton Hart Architecture PC	NZEL Grant 2020-21	Energy Efficiency	11/11/2020	6/18/2021
Under \$400k	6,000	GBD Architects Incorporated	NZEL Grant 2020-21	Energy Efficiency	11/11/2020	6/18/2021
Under \$400k	6,000	Green Hammer, Inc	NZEL Grant 2020-21	Energy Efficiency	11/11/2020	6/18/2021
Under \$400k	5,800	Moss Adams LLP	990 Tax Return	Administration	7/23/2020	12/31/2020
Under \$400k	5,000	Cheryl Roberts	DAC Stipened Agreement	Administration	9/17/2019	12/31/2022
Under \$400k	5,000	Community Energy Project, Inc.	DAC Stipened Agreement	Administration	4/20/2020	12/31/2022
Under \$400k	5,000	Dolores Martinez	DAC Stipened Agreement	Administration	2/18/2020	12/31/2022
Under \$400k	5,000	Indika Sugathadasa	DAC Stipened Agreement	Administration	2/18/2020	12/31/2022
Under \$400k	5,000	Kaeti Namba	DAC Stipened Agreement	Administration	9/17/2019	12/31/2022
Under \$400k	5,000	Miller Nash LLP	Blanket PO General Services	Administration	10/1/2018	12/31/2020
Under \$400k	5,000	Moss Adams LLP	Consulting Tax Advice	Administration	1/1/2020	12/31/2020
Under \$400k	5,000	Oswaldo Beral Lopez	DAC Stipened Agreement	Administration	9/17/2019	12/31/2022
Under \$400k	5,000	Shane Christopher Davis	DAC Stipened Agreement	Administration	2/18/2020	12/31/2022
Under \$400k	5,000	Sherry Tran	DAC Stipened Agreement	Administration	9/18/2020	12/31/2022
Under \$400k	5,000	Susan Badger-Jones	DAC Stipened Agreement	Administration	4/15/2020	12/31/2022
Under \$400k	5,000	Veronica Lizette Silva	DAC Stipened Agreement	Administration	4/20/2020	12/31/2022
Under \$400k	5,000	Wynde Consulting	Professional Services	Administration	6/17/2020	6/18/2022
Under \$400k	4,680	Kathleen T Whitty	Writers & Communications Pool	Communications	3/1/2020	2/28/2022
Under \$400k	4,100	Energy 350 LLC	Professional Services	Joint Programs	5/1/2020	12/31/2020
Under \$400k	4,000	Leave Solutions	FMLA Administration	Administration	10/1/2018	7/1/2021
Under \$400k	3,848	Helen Eby	Professional Services	Communications	8/10/2020	12/31/2020
Under \$400k	3,600	Strage Concepts LLC	Eastern OR Storage Unit	Administration	5/30/2019	3/30/2021
Under \$400k	3,000	Portland Leadership Foundation	EML Internship 2020	Administration	1/1/2020	12/31/2020

Grouping by Contract Size	Contract Amount	Contractor	Description	Program	Start	End
Under \$400k	3,000	Magneto Advertising, LLC	Creative Media Pool	Communications	1/1/2019	12/31/2020
Under \$400k	2,430	Bonneville Environmental Foundation	2020_21 WREC REC	Administration	10/15/2020	10/15/2021
Under \$400k	2,300	Colehour & Cohen	Marketing & Creative Services	Communications	1/1/2019	12/31/2020
Under \$400k	747	Lighthouse Services, Inc.	Compliance Hotline	Administration	5/1/2017	3/15/2021
Under \$400k	229	OBL Media LLC	Professional Services	Communications	6/25/2020	6/26/2022
<b>TOTAL</b>	<b>180,447,580</b>					

# Tab 6

## Policy Committee Meeting Notes

January 28, 2021 1:00 pm

Meeting conducted by Zoom

---

### **Committee Attending:**

Henry Lorenzen (chair), Anne Root, Eric Hayes, Mark Kendall, Melissa Cribbins (ex officio), Susan Brodahl, Letha Tawney (Oregon Public Utility Commission ex officio)

### **Staff attending by Zoom:**

Adam Bartini, Amanda Potter, Amber Cole, Betsy Kauffman, Cheryle Easton, Debbie Menashe (staff liaison), Fred Gordon, Hannah Cruz, Jessica Kramer, Michael Colgrove, Peter West, Steve Lacey, Tara Crookshank, Tyrone Henry

### **Others Attending by Zoom:**

Indika Sugathadasa, Rebecca Descombes

## **Consent and Appointment of Member to Diversity Advisory Council (DAC) (Tyrone Henry)**

---

Pursuant to board policy, Energy Trust staff and the DAC requested Policy Committee approval for the appointment of a new member to the DAC for a vacancy resulting from the passing of foundational DAC member, Kaeti Namba. Staff and the DAC recommended Rebecca Descombes, Health & Environmental Policy Coordinator at Portland's Native American Youth and Family Center (NAYA), the agency also served by Kaeti Namba. Tyrone introduced Rebecca, who attended the meeting, and DAC member Indika Sugathadasa, who also attended the meeting.

Rebecca introduced herself to the committee, explaining that she an Inupiaq Eskimo born and raised in Utqiagvik, Alaska (formally Barrow, AK). She described how her past and current experiences have inspired in her passion for energy efficiency and energy affordability. In her work with NAYA and Kaeti Namba, she attended and observed Energy Trust outreach and advisory council meetings to understand our role in energy efficiency and program delivery to communities like those served by NAYA's programs.

Rebecca graduated from Portland State University in 2013 with a BA in Political Science, minoring also in Law & Legal Studies and Music. Rebecca is currently back at PSU as a graduate student enrolled in the Masters of Public Administration program there.

The committee had no additional questions of Rebecca and welcomed her to the DAC.

Anne moved to appoint Rebecca Descombes and Eric Hayes seconded. The committee unanimously approved and consented to the appointment of Rebecca Descombes to the DAC.

## **Methodology for Evaluating Above-Market Cost of Renewable Resource Projects 4.07.000-P (Betsy Kauffman)**

---

This policy is up for routine 3-year review with the Policy Committee. Under ORS 757.612 and the Grant Agreement between Energy Trust and the OPUC, Energy Trust receives public purpose funding for "the above-market costs of new renewable energy resources," among other things. The Methodology for Evaluation Above-Market Cost of Renewable Resource Projects Policy (the "AMC Policy") is a foundational policy describing parameters for Energy Trust's evaluation of above-market

cost. This policy has been in place since 2002, approved by the board as one of the original board policies adopted to carry out Energy Trust's Grant Agreement obligations.

Renewables Sector Lead Betsy Kauffman described staff considerations for possible revisions and updates to the AMC Policy. Proposed revisions under consideration are intended to clarify various considerations used in evaluating above-market cost, including evaluating particular circumstances of a particular project. These clarifying changes were presented to the Renewable Advisory Council on January 21, 2021. Betsy reported that staff is engaged in continuing conversations with some utility stakeholders regarding the AMC policy as well. Staff would expect to return to the committee at a future meeting to present stakeholder input and propose revisions.

Committee members expressed interest taking some time with staff to review the policy because it is a foundational policy for Energy Trust work. Chair Henry Lorenzen will work with staff to convene a subgroup of the committee for this purpose and to consider alternatives for staff and committee discussion.

At the meeting, committee members asked whether consideration of project-specific factors is legally permissible. Debbie described how policy revisions are screened for legal compliance, and that the revisions under consideration would be based on legal permissible distinctions like income level.

Commissioner Tawney urged staff and committee members to be cognizant of the live discussion at the legislature on ORS 757.612 provisions on the renewables public purpose charge. In consideration of these legislative discussions, Commissioner Tawney suggests that policy revision discussions be postponed until any final decision on the statutory language.

Debbie will follow up with Henry and Betsy on next steps with the committee in light of the committee's discussion.

## **Board Presentation Previews**

### **Presentation on Three Production Efficiency Custom Track Delivery Contractor (PDC) Extensions (Adam Bartini)**

Adam Bartini, Senior Program Manager-Industrial & Agriculture previewed a board presentation on support for one-year extensions for Energy Trust's three Production Efficiency custom track program delivery contracts (PDCs) with each of Cascade Energy, Inc., Energy 350, Inc. (Energy 350) and RHT Energy, Inc. (RHT). These extensions would extend each contract through December 31, 2022. Adam described how the current PDCs have demonstrated sufficient compliance with the extension criteria to warrant the recommendation for extensions.

Committee members asked several questions about how the goals were set and how goal achievement is considered each year for extension. Committee members suggested that the board presentation include more anecdotal information about the work of the PDCs. Individual stories are informative to board members and help the presentation become more clear. Adam appreciated the feedback.



## **Presentation on Recommendation for Approval to Amend and Extend a Standard Industrial Program Delivery Contractor (PDC) for One Year (Amanda Potter)**

Amanda Potter, Industrial and Agriculture Sector Lead, previewed a board presentation for a decision to extend the standard industrial program track PDC agreement with Cascade Energy. Amanda explained that this contract is in the final year of its term. While originally anticipating a 2021 competitive rebid process for these services, staff now proposes a new approach and recommends an amendment to the contract for an additional one-year extension of Energy Trust's Standard Industrial PDC agreement with Cascade Energy in order to permit adequate time to consider and propose potential revisions to the overall structure of the Production Efficiency Program.

Committee members asked questions regarding the potential cost savings associated with such program restructure, and Amanda provided initial thoughts. Committee members also suggested that staff provide more detail on and specific examples of the work of the PDC, including anecdotes as suggested previously and more information on the difference between the standard and custom tracks of the program.

Staff expressed appreciation for the suggestions and will incorporate more detail on these topics into the board presentation.

## **Presentation on Added Funding to a Special Project Order of the Energy Trust/NEEA 2020-2024 Cycle 6 Regional Funding Agreement to Support Oregon Oversampling in NEEA's Residential Building Stock Assessment (RBSA) (Dan Rubado)**

Dan Rubado, Evaluation Project Manager, previewed a board presentation for a decision to approve an amendment to Energy Trust's Cycle 6 funding Agreement with NEEA. Dan explained that Energy Trust provides funding support for NEEA's residential building stock assessment (a RBSA) through a "special purpose order" to the Cycle 6 funding agreement. The RBSA provides needed information on single-family and multifamily housing stock in the NEEA's service territories. Energy Trust is interested in more information specific to its Oregon service territories. As a result, when the Cycle 6 funding agreement was approved by the board in 2019, staff advised the board that additional funding approval would be sought to support Oregon oversampling work in the RBSA. Staff will propose additional funding approval to the board at their meeting in February.

Committee members asked questions about the purpose of the RBSA, how it supports savings goals, what additional data is needed and useful from an Oregon oversample, how the data is used by utilities in their planning processes, and the cost. Dan and Fred Gordon responded to committee member questions. Staff will provide more background about the RBSA and the proposed Oregon oversampling needs in their board presentation in February. Higher level context will be helpful to the board in evaluating the proposed decision on additional funding.

## **Minutes and Board Services Presentation (Debbie Menashe and Cheryle Easton)**

---

Debbie Menashe and Cheryle Easton previewed a board presentation on the creation of a Board Services function within the Legal/Contracts group at Energy Trust. Debbie also previewed information to be presented to the board regarding board minute-taking and general form of board minutes that is intended to respond to the board's comments on the topic at their last meeting. Debbie and Cheryle proposed an approach to minutes discussed with Mark Kendall, board secretary that is narrative in form, shorter in length than the pattern of current board minutes, and consistent with guidelines from the American Bar Association, the Oregon Nonprofit Handbook, and the Nonprofit Risk Management Association. Committee members expressed support for the proposed approach to minutes

## **Staff updates (Michael Colgrove)**

---

Michael Colgrove updated the committee on legislative discussions underway. Of particular note, Mike highlighted the drafted legislative concept that would extend the sunset date of the public purpose charge. Committee members asked questions about other bills considered. Staff will present details on bills of interest at the board's February meeting.

Mike also updated the board on the Director of Energy Programs recruitment process, including involvement of board members in an external stakeholder interview panel.

## **Adjourn**

---

The meeting adjourned at 3:06 p.m.

**The next Policy Committee meeting is on March 3, 2021.**

# Tab 7

# Diversity Advisory Council Meeting Notes

January 19, 2021

---

## Attending from the council:

Susan Badger-Jones, special projects consultant  
Charity Fain, Community Energy Project  
Dolores Martinez, EUVALCREE  
Indika Sugathadasa, PDX HIVE  
Sherry Tran, Bend small business owner

## Attending from Energy Trust:

Michael Colgrove	Ashley Bartels
Emily Findley	Mayra Aparicio
Adam Bartini	Wendy Gibson
Cheryle Easton	Matt Getchell
Elizabeth Fox	Karen Chase
Wendy Bredemeyer	Mana Haeri
Alex Novie	Kyle Petrocine
Tyrone Henry	Julianne Thacher
Debbie Goldberg Menashe	MacKenzie Kurtzner
Ryan Crews	Caryn Appler
Jeni Hall	Chris Holloway
Hannah Cruz	Amber Cole
Juliana Hairston	Susan Jowaiszas
Kenji Spielman	Sue Fletcher
Jay Ward	Shelly Carlton
Thad Roth	Kathleen Belkhatat
Lenora Deslandes	

## Others attending:

Mark Kendall, Energy Trust board	Ruchi Sadhir, Oregon Department of Energy
Tina Brooks	Heather Moline, Northwest Energy Coalition
Anna Kim, Oregon Public Utility Commission	Rebecca Descombes, Native American Youth and Family Center
Tamara Falls, Portland General Electric	Nicole Wroblewski, TRC

---

## 1. Welcome and Group Reflection

Tyrone Henry, Energy Trust's diversity, equity and inclusion lead, convened the meeting at 9:05 a.m. The agenda, notes and presentation materials are available at Energy Trust's website at <https://www.energytrust.org/about/public-meetings/diversity-advisory-council-meetings/>.

Tyrone Henry lead the group in a reflection on a quote by Eleanor Roosevelt about the danger of chaos leading to antagonism between groups and individuals, preventing unity. Committee members and staff discussed the connection to a "divide and conquer" mentality and how this

idea has played out in the past, citing the example of British imperialism; the endurance of divisions between upper and working classes in society; the need for a true reconciliation in our country; and the connection between the quote and recent current events.

## **2. Director of Energy Programs Job Description**

### *Topic summary*

Michael Colgrove provided an update on the job posting for director of energy programs. Peter West, the current director of energy programs, is retiring this year. Two Diversity Advisory Council members will support the recruitment and selection efforts. The position is posted publicly, and Energy Trust has hired Wall and Associates to help attract candidates of color from a nationwide pool.

### *Discussion*

Tyrone Henry expressed approval for using Wall and Associates to help with recruiting, as it is a minority-owned agency from Oregon.

### *Next steps*

Staff will continue recruitment efforts with the goal of having a new director in place by this summer.

## **3. Future Diversity Day Topics**

### *Topic summary*

Tyrone Henry invited the group to suggest topics for the 2021 Diversity Day series. He gave an overview of topics covered in 2020, including a discussion of a debate between James Baldwin and William Buckley, and the stories of women of color who fought for the right to vote.

### *Discussion*

Attendees proposed ideas including restorative justice and how it can be practiced in daily life (Mark Kendall); health disparities among diverse populations (Tamara Falls); and a focus on the rural customer segment (Michael Colgrove).

### *Next steps*

Diversity Advisory Council members are encouraged to share topic suggestions after the meeting and ongoing.

## **4. Topics for future DAC meetings**

### *Topic summary*

Tyrone Henry invited proposals for topics to discuss at future Diversity Advisory Council meetings and inquired about the group's interest in holding another retreat event.

### *Discussion*

The group proposed and discussed areas of focus including a deep dive into relevant activities at the Oregon Public Utility Commission, which recently introduced a new Diversity, Equity and Inclusion program manager (Charity Fain); policy updates arising from legislative session and proposed bills that impact Energy Trust's work and low-income communities (Charity Fain); and exploring and documenting different mechanisms by which the Diversity Advisory Council can advise the board of directors (Mark Kendall).

### *Next steps*

Diversity Advisory Council members are encouraged to share topic ideas with Tyrone Henry after the meeting and ongoing.

The council took a 10-minute break at 9:54 a.m.

## **5. Collaborative Marketing Campaign**

### *Topic summary*

Marketing staff members Susan Jowaiszas and Mana Haeri presented on recent marketing activity including an overview of residential and business marketing campaigns, the transcreation process and an upcoming qualitative research project to learn about how to better serve Black-owned businesses. They shared ways marketing is approaching diversity, equity and inclusion and introduced marketing team members and their roles.

### *Discussion*

Council members and staff discussed having informal conversations about marketing strategy can provide value as a checkpoint to guide activities. An advisory council member offered to continue sharing information and the marketing strategy of her organization (Charity Fain). The group asked about outreach to diverse trade allies for using business development funds. Staff discussed the role of those funds, noting uptake by commercial and industrial allies is fairly low while the offering has evolved and grown more focused on the residential side. The group discussed that in many cases, simply providing funds doesn't go far enough since allies may benefit from working collaboratively and receiving marketing support.

### *Next steps*

Diversity Advisory Council members are invited to share feedback with Susan Jowaiszas and Mana Haeri at any time. Tyrone Henry will share contact information for them with committee members.

## **6. Update on DEI Board Ad-hoc Committee**

### *Topic summary*

Board member Mark Kendall provided an update on a diversity, equity and inclusion metric focused on the diversity of the board itself. A board review unearthed an opportunity for the board to grow its intercultural capacity. As a result, an ad-hoc committee formed in fall 2020 and will facilitate a board workshop to distill the findings of an Intercultural Effectiveness Survey administered to the board. The committee also created a charter that defines objectives and roles for its members.

### *Discussion*

Tyrone Henry expressed support for the progressive thinking of this committee and the board members involved in it.

### *Next steps*

The ad-hoc committee will hold a retreat in March to refine a list of near-term action items and review a scope of work for a contractor to guide board learning in this area.

## **7. Northwest Energy Efficiency Alliance Nomination**

### *Topic summary*

Tyrone Henry is working on a nomination for a new prospective Diversity Advisory Council member from the Northwest Energy Efficiency Alliance. He asked for assistance with the nomination to be considered at an upcoming board policy committee meeting.

### *Discussion*

One advisory council member offered to assist (Indika Sugathadasa).

*Next steps*

Tyrone Henry will move forward with the nomination with volunteer support from Diversity Advisory Council member.

**8. Announcements**

Council member Sherry Tran shared a personal anecdote from her community where a friend was threatened over political differences and urged attendees to practice caution.

Michael Colgrove announced the Diversity Advisory Council meeting in April will be a joint meeting with the Conservation and Renewable advisory councils and will focus on business planning.

Tyrone Henry announced an upcoming unconscious bias training he is hosting that Diversity Advisory Council members are invited to attend.

**8. Public Comment**

There was no public comment.

**9. Adjournment**

The meeting adjourned at 11:07 a.m. The next council meeting is scheduled for February 16, 2021 to be held on Zoom.

**PINK PAPER**



## Renewable Energy Advisory Council Meeting Notes

January 21, 2021

---

### Attending from the council:

Andria Jacob, City of Portland  
Anna Kim, Oregon Public Utility  
Commission  
April Snell, Oregon Water Resources  
Congress  
Brikky King, All Pacific Mortgage  
Erik Anderson, Pacific Power  
John Cornwell, Oregon Department of  
Energy

Josh Halley, Portland General Electric  
Josh Peterson, University of Oregon  
Les Perkins, Farmers Irrigation District  
Max Greene, Renewable NW  
Raphaela Hsu-Flanders, Bonneville  
Environmental Foundation  
Suzanne Leta, SunPower

### Attending from Energy Trust:

Betsy Kauffman  
Dave McClelland  
Caryn Appler  
Alina Lambert  
Dave Moldal  
Gayle Roughton  
Hannah Cruz  
Jay Ward  
Jeni Hall  
Josh Reed  
Julianne Thacher  
Karen Chase

Kyle Petrocine  
Lizzie Rubado  
Matt Getchell  
Robert Wyllie  
Shayna Choulet  
Shelly Carlton  
Sue Fletcher  
Thad Roth  
Tyrone Henry

### Others attending:

Alexia Kelly, Energy Trust board member  
Henry Lorenzen, Energy Trust board  
member  
Christy Splitt, Oregon Department of Energy  
Diane Henkels, Small Business Utility  
Advocates  
Elysia Treanor, Portland General Electric  
Frank Vignola, Oregon Solar Radiation  
Monitoring Lab  
Heather Moline, NW Energy Coalition

Jed Jorgensen, Farmers Conservation  
Alliance  
Kacia Brockman, Oregon Public Utility  
Commission  
Tess Jordan, Portland General Electric  
Wendy Simons, Oregon Department of  
Energy  
Zach Sippel, Elemental Energy

---

## 1. Welcome, Introductions and Announcements

Betsy Kauffman, sector lead for renewable energy, convened the meeting at 9:31 a.m. on Zoom. The agenda, notes and presentation materials are available on Energy Trust's website at <https://www.energytrust.org/about/public-meetings/renewable-energy-advisory-council-meetings/>.

Betsy Kauffman mentioned a schedule conflict (Renewable Northwest's members' meeting) for the upcoming March 17 meeting and suggested moving it to March 18. She asked council members to alert her if there are problems associated with that schedule change.

## 2. Preview of 2021 Legislative Session

### *Topic summary*

Hannah Cruz, senior communications manager with Energy Trust, provided information on energy-related bills known at this time that will be monitored by staff during Oregon's 2021 legislative session.

Bills related to energy include one that could modify the public purpose charge to, among other provisions, move energy efficiency funding dedicated through the charge into regulatory processes at the Oregon Public Utility Commission, allow investment in distribution system connected technology services and extend the sunset date for the charge through 2035. There are two bills related to the OPUC's ability to consider energy burden when setting rates. Some legislation related to solar include ODOE's agency budget request to increase the solar + storage rebate and a solar product stewardship program with manufacturers and retailers. The legislature is largely expected to focus on bills related to COVID-19 response, economic recovery and wildfire recovery, planning and prevention.

### *Discussion*

Members asked if the public purpose charge bill would provide for more funding for solar + storage or Energy Trust's renewable energy budget (Suzanne Leta). Staff noted there isn't funding addressing storage specifically; there is funding toward technology that increases resiliency. At this point, the bill related to the public purpose charge looks to be keeping Energy Trust energy efficiency and renewable energy budgets largely intact. Members noted Solar Product Stewardship programs have been problematic historically in other states due to increased costs that weaken the market (Suzanne Leta). April Snell with Oregon Water Resources Congress said a bill not yet filed would expand options for community members to choose which energy sources would power their communities depending on their priorities. The stakeholders advancing the proposed legislation are doing preliminary outreach.

### *Next steps*

None.

## 3. Solar Incentive Priorities for 2021

### *Topic summary*

Dave McClelland, senior program manager, presented principles for setting solar incentives and new challenges due to budget constraints along with differences between Pacific Power and Portland General Electric territories. Principles include keeping incentives simple, keeping incentive dollars available throughout the year, using a portfolio approach, spreading incentives to more customers and assuring that the incentive amount is impactful to the project. Feedback is requested on strategies for addressing budget constraints for existing and new solar incentives.

*Discussion*

Members suggested exploring a production-based rather than a capacity-based incentive model as is done in other states. One member said using a production model would allow Energy Trust to utilize less of its budget for more MWhs produced (Suzanne Leta). The Volumetric Incentive Rate program may be an example of a similar structure in Oregon (Andria Jacob). Members and others at the meeting noted considerations for a production-based incentive model would be different amounts of production per kW of capacity in different parts of the state and challenges to implementation (Zach Sippel, Andria Jacob, Suzanne Leta). Staff acknowledges this approach may be worth exploring and more information is needed.

Staff asked about other subtopics that may be of interest to members. Members asked about the Solar Within Reach initiative and Community Solar Incentives (Suzanne Leta, Raphaela Hsu-Flanders). Staff said Solar Within Reach exceeded its original goals for 2020 and Community Solar incentives are still targeting a Q1 2021 launch. The recently announced federal ITC extension will help improve consistency and stability in the market.

Alexia Kelly, Energy Trust board director, suggested maintaining staff's current portfolio approach makes sense, but moving forward to look into reducing residential incentives and supporting commercial businesses through recovery.

*Next steps*

Staff will have additional conversations regarding a production-based incentive and follow up with members on timing for this.

**4. Above Market Cost Policy Review***Topic summary*

Betsy Kauffman presented the Methodology for Calculating Above-Market Cost Policy that is scheduled for review this year. Staff is proposing changes to clarify equity and inclusivity goals for all customers. The policy specifies the calculation for the above-market cost for projects, which sets the upper limit for incentives. Changes would need to be approved by the board.

*Discussion*

Members discussed the various elements of project cost including site acquisition, licensing, inspections, grant funding and interest on financing (Raphaela Hsu-Flanders, Brikky King). Alexia Kelly inquired about differences in customer segments and why tax credits may not apply to all customers. Staff noted as Energy Trust incentives increase, there are reductions in the tax credit for customers to capture.

Alexia Kelly asked if storage is included in the definition of renewable energy projects. Funding may be provided for projects that have storage attached to them, and potentially storage will be an additional project cost in the future. Storage is recommended for community resilience and grid benefits. Energy Trust may have involvement in renewable natural gas projects' however the funding for these projects is provided by gas utilities.

*Next steps*

Staff to determine the current proposed changes in the Above-Market Cost Policy will not prevent future incentives for projects that include storage. The board's Policy Committee will review staff recommendations for changes.

**5. Public Comment**

There was no public comment.

**6. Video**

Staff invited members to watch a video on a recent hydro project at the site of a pressure reduction valve in the Hillsboro water system near the Gordon Faber Recreation Center (<https://www.inpipeenergy.com/>).

**7. Adjourn**

The meeting adjourned at 11:35 a.m.

# Tab 8



## Board Diversity, Equity and Inclusion Ad Hoc Committee Charter

Action	Originator	Date
Draft Proposal	Board DEI Ad Hoc Committee	01.14.21
Committee Proposed	Board DEI Ad Hoc Committee	01.29.21

### **Purpose Statement:**

As an interim committee of the Energy Trust of Oregon Board (Board), we advise the Board on specific actions to improve and develop the Board’s intercultural competency, its diversity, equity, inclusion and effectiveness in supporting and leading implementation of the 2020-2024 Strategic Plan, the ETO Diversity, Equity and Inclusion (DEI) Policy and the ETO DEI Operations Plan.

### **Objectives:**

Evaluate and recommend specific actions to the Board regarding the Synergy Consulting Board performance evaluation and report recommendations specific to DEI.

- *Work with the Diversity Advisory Council (DAC) to determine what DEI means to the board and Energy Trust as an organization, and how best to publicly reaffirm the board’s DEI commitment and integration of DEI goals into all aspects of the board’s business. (Immediate)*
- *Work with the DAC to define other short and longer-term actions identified in the board’s executive session and any subsequent deliberations to respond to potential future incidents similar to what occurred in the Policy Committee. (Immediate)*
- *Work with the DAC to develop a program of ongoing DEI training for the board, with a focus on tools for self-awareness of equity considerations. (Immediate)*
- *Request presentations from other organizations, including Oregon Community Foundation and EcoTrust, on how their boards are actively addressing DEI. (Immediate)*

We provide input on other Synergy Consulting Board recommendations that relate to or may impact the Board’s cultural development and awareness of diversity, equity and inclusion including:

- *Under recommendation 1.c Board Culture: adopt a code of board conduct for interaction among board members and with staff, advisory councils, committees, other stakeholders and the public. (Intermediate)*
- *Under recommendation 2.a Composition and Recruitment: request that the Nominating Committee review its recruitment matrix to ensure that the demographic diversity is a priority in board member recruitment and to network with the Diversity Advisory Council and other DEI community representatives in its recruitment efforts (Immediate) and request that the Nominating Committee recommend strategies to support service by younger members given the demands of service (Intermediate).*
- *Under recommendation 2.b Leadership: develop a process for board members to advance to leadership positions. (Immediate)*



- *Under recommendation 2.c Term Limits: as a specific agenda topic, consider input from interviews that the board establish term limits where members can serve a set number of consecutive terms. Three three-year terms, with no extension, is recommended as a starting point for discussion. (Intermediate)*
- *Under recommendation 2.d Onboarding/Exiting: institutionalize standard board and committee member onboarding processes, including a mentor program. (Immediate)*

We identify effective methods in which the Board effectively accepts and integrates DAC advice into Board decision-making.

In addition, we identify, investigate and develop other opportunities and advise to the Board to enable them to take actions that improve and grow its capacity to implement meaningful change to enhance, improve and grow diversity, equity and inclusion on the Board in specific.

#### **Authority:**

- [Energy Trust of Oregon Diversity, Equity and Inclusion \(DEI\) Policy](#)
- Board Committee Assignments, September 2020 Board Resolution
- [2020 – 2024 Energy Trust of Oregon Strategic Plan](#)
- [ETO Diversity Equity and Inclusion Advisory Board \(DAC\) Charter](#)

#### **Membership:**

**Chair:** Mark Kendall

**Board Members:** Ernesto Fonseca, Eric Hayes, Elee Jen, Lindsey Hardy, Melissa Cribbins

**Ex- Officio Members:** Letha Tawney, Janine Benner, Ruchi Sadhir, Anna Kim, Sarah Hall

**Advisory Members:** Sherry Tran, Veronica Silva, Susan Badger-Jones, Vanessa Mendoza

**Staff:** Tyrone Henry, Michael Colgrove

**Staff Liaison:** Cheryle Easton

#### **Member Roles and Responsibilities:**

##### **Chair**

- Collaborate with the Committee to develop its agendas and meeting schedules
- Facilitate participation and presentations and lead meeting discussions
- Prepare the agenda and materials for distribution prior to meetings
- Maintain a record of meeting proceedings and recommendations
- Prepare and deliver Committee recommendations to the Board

##### **Members, Ex-Officio Members**

- Participate in Committee meetings and deliberations
- Use personal and professional experience and materials to support Committee decision making
- Collaboratively form recommendations to the ETO Board

##### **Advisory Members and Staff:**

- Participate in Committee meetings and deliberations



- Use personal and professional experience and materials to support Committee decision making
- Collaboratively form recommendations to the ETO Board
- Act as liaisons to the ETO Diversity Equity and Inclusion Advisory Board (DAC)

#### **Progress and/or Success Indicators:**

Recommendations the ETO Board which:

- Identify specifically how the ETO Board works with and responds to DAC recommendations or identified needs.
- Define clear public reaffirmation of the Boards meaningful commitment and integration of the ETO DEI Policy into all aspects of Board activities with full consideration of DAC recommendations.
- Identify and specify training, structural, procedural, policy or experiential actions that improve Board member intercultural effectiveness and commitment to diversity, equity and inclusion.
- Develop and propose implementation of ongoing DEI training for the board, with a focus on tools for self-awareness of equity considerations.
- Identify and propose presentations by other organizations on how their boards are actively addressing DEI.

#### **Operating Guidelines:**

The DEI Ad Hoc committee models commitment to the values of the organization and the rich contribution of diversity, equity and inclusion.

Decision-making is based on group consensus and collaborative decision development.

We respect, invite and encourage participation by all members.

We encourage Advisory members to inquire of their DAC colleagues and to represent those DAC perspectives, input and recommendations.

#### **Meetings and Schedule:**

DEI Ad Hoc Committee is not a standing Committee of the ETO Board. It is an interim Committee with specific objective of developing effective responses to the Synergy Consulting recommendations.

#### **Committee and Charter Review:**

This Charter is an organizing document to clarify and communicate to membership and others the bounds, roles, actions and expectations of this committee. It is considered a living document and may from time to time be amended by the committee itself or the ETO Board.



# Tab 9

# Briefing Paper: Contract Extensions for Three Production Efficiency Custom Track PDCs

February 24, 2021

---

## Summary

Staff proposes one-year extensions to the three Production Efficiency Program custom track program delivery contracts for the 2022 budget year. This would be the first one-year extension period under the terms of the original, five-year contracts for Cascade Energy, Inc., Energy 350, Inc. (Energy 350) and RHT Energy, Inc. (RHT). Under the board resolution approving these contracts, the Executive Director is authorized to extend the contracts, if extension criteria are met and the board does not object.

## Background

The custom track of the Production Efficiency program targets customers of all sizes and types with a broad range of customized services and incentives, including capital projects, operations and maintenance and strategic energy management. While the program is managed in-house, Program Delivery Contractors (PDCs) provide account management, project development and technical expertise. As part of the solicitation for Custom PDCs in 2018, Strategic Energy Management delivery services and full responsibility for delivering custom project technical studies were added to the PDCs scope of work. To provide context, Custom and SEM projects account for approximately 50% of the program's electric savings and 80% of gas savings in 2020.

Cascade Energy, Energy 350 and RHT were selected in the 2018 solicitation, for delivery starting in 2019. These contracts were established with an initial three-year term, with options for up to two, one-year extensions.

The board resolution authorizing the contracts required staff to report to the board on the PDCs' progress and performance before extending the contract. The contract extension criteria are the satisfactory execution of the following:

1. Annual savings goals
2. Diversity, Equity and Inclusion goals
3. Budget management
4. Project pipeline development
5. Forecasting, project processing and data management
6. Customer service
7. Quality control
8. SEM recruitment and delivery
9. Exhibiting teamwork

The initial three-year terms of the agreements expire on December 31, 2021. Staff have reviewed the contract extension criteria and are recommending extending all three contracts for a first year through December 31, 2022.

If the board does not object to the recommended first year extensions, the Executive Director is authorized to extend the three custom track PDC contract terms through December 31, 2022, consistent with the 2022 board approved budget and action plans.

## Discussion

The 2021 and projected 2022 contract amounts for Cascade Energy, Energy 350 and RHT are shown in **Table 1**, below. This includes both delivery of custom track projects and SEM

engagements. Contract amounts for 2022 are estimates. Staff does not expect a significant change from the amounts below, though they may vary based upon 2022 SEM recruitment outcomes. Actual amounts obligated in the extended contracts will be consistent with the 2022 board-approved budget.

**Table 1:** Custom PDC Annual Contracts\*

	<b>2021 Contract Amount</b>	<b>2022 Est. Contract Amount</b>
Cascade Energy	\$ 2,824,850	\$ 2,847,805
Energy 350	\$ 4,628,760	\$ 4,604,000
RHT	\$ 2,960,215	\$ 2,562,425

\*Amounts do not include approximately \$60k in potential performance compensation.

The following sections detail the three PDCs' performance in each of the extension criteria. Exceptionally strong or weak performance is noted. In general, all PDCs have satisfactorily performed across the extension criteria.

#### 1. Annual Savings Goals

As shown in **Table 2**, below, all three PDCs have performed well in acquiring electric energy savings. SEM electric savings performance has been exceptional, which is impressive

considering SEM delivery was a new responsibility for the Custom PDCs beginning in 2019. While the pandemic has slowed custom capital projects, the lower cost and easier-to-implement SEM measures helped to buoy overall program savings. The Custom PDCs did well in pivoting to these operations and maintenance energy savings opportunities.

Gas savings typically fluctuate year to year in the Production Efficiency program, particularly in Cascade Energy and RHT territories, where eligible gas customers are more limited and gas savings performance can often hinge on a small number of large projects. RHT has struggled to achieve gas goals in 2019 and 2020 for these reasons. All of that said, aggregate performance was very strong in 2020. Energy 350 has been consistently strong in acquiring gas savings.

2019 was a transition year for Cascade Energy as a new PDC, so much of their focus was on establishing customer relationships, laying the foundation for future success and building a strong project pipeline. This explains the underperformance in 2019, though they rebounded well in 2020 in both gas and electric savings.

Overall, staff is satisfied with the performance of each of the PDCs regarding energy savings achievement.

**Table 2: Performance to Goal \***

<b>Cascade</b>		<b>Electric</b> (million reportable kWh)			<b>Gas</b> (reportable therms)		
Year	Goal	Electric Actual	% of Goal	Goal	Gas Actual	% of Goal	
2019	21.25	16.65	78%	192,500	43,070	22%	
2020	19.23	18.78	98%	225,985	1,279,750	566%	
<b>Energy 350</b>		<b>Electric</b> (million reportable kWh)			<b>Gas</b> (reportable therms)		
Year	Goal	Electric Actual	% of Goal	Goal	Gas Actual	% of Goal	
2019	35.33	34.98	99%	350,565	405,700	116%	
2020	36.01	35.73	99%	518,415	539,440	104%	
<b>RHT</b>		<b>Electric</b> (million reportable kWh)			<b>Gas</b> (reportable therms)		
Year	Goal	Electric Actual	% of Goal	Goal	Gas Actual	% of Goal	
2019	16.68	19.64	118%	213,425	143,540	67%	
2020	13.46	16.41	122%	154,870	100,015	65%	

\*Note that 2020 savings numbers are not yet final.

## 2. Diversity, Equity and Inclusion goals

While 2020 results have not yet been verified, Energy 350 and RHT exceeded their DEI customer participation goals in 2019 and are expected to do so in 2020, as well. The custom

PDC DEI goals drive project or technical study activity at new small/medium customer sites in rural territory.

Cascade Energy has a similar DEI goal, though given the small amount of rural areas in their territory, there is no rural distinction. Cascade did well in achieving this goal in 2019, though are expected to come up short in 2020, largely due to the pandemic and the inability to visit customer sites for much of the year.

The Custom PDCs also provide a considerable amount of leads to the Standard track, where we see a higher volume of DEI-eligible projects. In 2019, there was an aggregate DEI goal across PDCs of 91 new DEI-eligible projects. The program exceeded this goal with 108 projects.

**Table 3: 2019 Custom PDC DEI Performance**

	<i>2019 DEI Goal</i>	<i>2019 DEI Actual</i>
<b>Cascade Energy</b>	7	8
<b>Energy 350</b>	10	11
<b>RHT</b>	3	6

Additionally, the PDCs have taken steps to diversify their own internal staffing, raise DEI awareness within their companies and better incorporate this awareness into their day-to-day operations. While there is still much work to be done, the program feels that we have willing partners in the custom PDCs to help us reach organizational DEI goals.

### 3. Delivery Budget Management

The Custom PDC delivery budget management has generally been good, especially considering the several new responsibilities the Custom PDCs took on beginning in 2019, including SEM delivery services, full responsibility for all technical studies and increased forecasting and project processing tasks. The PDCs have adapted well to allocating their delivery budget across their varied responsibilities.

Invoices are always submitted on time and follow-up questions or documentation requests are handled quickly and thoroughly. PDC record-keeping on budget spend has been highly accurate and there have been no disagreements regarding available contracted budget.

### 4. Project Pipeline Development

The Custom PDCs have built substantial project pipelines to help drive toward 2021 savings goals. **Table 4** below shows the current committed pipelines in relation to 2021 goals. A project is considered committed when both Energy Trust and the customer have signed an incentive agreement for that project.

While Cascade Energy has lower committed pipelines at this point in the year than the other PDCs, they have large pipelines of projects that are in the study phase, particularly on the electric side. Cascade has been successful in engaging a few very large customer sites that have been historically inactive and several studies are in process with these customers.

In aggregate, the program is well positioned for energy savings achievement in 2021 due to the Custom PDCs' good work.

**Table 4: 2021 Energy Savings Pipelines (reportable savings)**

	<b>2021 Electric Goal</b>	<b>2021 Committed Electric Pipeline</b>	<b>Pipeline as % of Goal</b>
<b>Cascade Energy</b>	17,914,855	12,376,625	69%
<b>Energy 350</b>	30,533,885	31,645,295	104%
<b>RHT</b>	20,975,095	22,386,310	107%
	<b>2021 Gas Goal</b>	<b>2021 Committed Gas Pipeline</b>	<b>Pipeline as % of Goal</b>
<b>Cascade Energy</b>	166,270	4,955	3%
<b>Energy 350</b>	619,910	635,790	103%
<b>RHT</b>	161,700	226,420	140%

#### 5. Forecasting, Project Processing and Data Management

The PDCs continue to provide weekly forecast updates, transferring data from their internal systems into Energy Trust's Project Tracking (PT) database, greatly enhancing the quality of internal data. Because of their success with this effort, we are planning to provide the Custom PDCs with increased responsibilities regarding forecast management going forward.

Beginning in 2019, the Custom PDCs began entering all Custom and SEM projects into our PT database. These tasks have been generally well executed and has helped to free up some internal staff time for other activities.

Individual project data and customer forms are well-managed and technical project reviews almost always flow seamlessly. PDCs follow Energy Trust policies and procedures to protect sensitive information and adhere strictly to data security protocols for information transmittals.

#### 6. Customer Service

The success of the Custom track is dependent on building and maintaining strong customer relationships. All custom PDCs have excelled in becoming trusted technical advisers for industrial customers accessing all tracks of the program.

Customer satisfaction, as measured through Fast Feedback surveys, has been consistently high for all Custom PDCs, ranging from 95-100% in overall customer satisfaction each quarter since the beginning of 2019. Since moving SEM recruitment and delivery under the Custom PDCs' scope of work there have not been any customer complaints related to SEM engagements. This is a big testament to their good work.

#### 7. Quality Control

Technical analysis study and verification report preparation are performed with high quality across all three PDCs. The quality of submitted deliverables is taken very seriously, and if errors are identified, the PDCs are timely in making corrections. Return rates on document submissions are well within acceptable levels.

#### 8. SEM Recruitment and Delivery

As mentioned, responsibilities for SEM annual customer recruitment as well as delivery of SEM offerings and activities were included in the custom track PDC solicitation in 2018. Beginning in 2019 this was a new area of responsibility for the custom PDCs.

All three custom PDCs ensured execution of the Program's SEM offerings and services has been conducted in accordance with Program requirements and guidelines. The PDCs have consistently met recruitment targets and have greatly exceeded savings goals. Over the past two years, the PDCs have exceeded the aggregate SEM savings targets, achieving 178% of electric goal and 387% of gas goal, while operating within delivery budgets.

The program is highly satisfied with all the PDCs' performance in SEM recruitment and delivery.

#### 9. Exhibiting Teamwork

The custom PDCs do an excellent job of cross-promoting Energy Trust offerings to customers, providing a large amount of project leads to our Lighting and Standard track PDCs, as well as collaborating with our Renewables team when project opportunities arise.

The Custom PDCs meet regularly and do a good job of sharing knowledge on outreach tactics, new technologies, measure development ideas, SEM recruitment and delivery ideas and other information for the betterment of the Production Efficiency program. This collaborative spirit was never more evident than in recent months, as the pandemic has forced Energy Trust to adapt the delivery of our offerings. The Custom PDCs have been instrumental in helping Energy Trust, and each other, in achieving success during these challenging circumstances.

### **Conclusion**

The PDCs have met or exceeded contract requirements in nearly all respects. Given the challenges these last two years including delivery of new responsibilities, a PDC transition and navigating the pandemic, we are pleased with our Custom PDCs' performance and highly value the way they represent Energy Trust to the market.

### **Next Steps**

If the board does not object, staff will prepare, and the Executive Director will execute, one-year contract extensions with Cascade Energy, Energy 350 and RHT, respectively.

**PINK PAPER**



## **Board Decision**

# **Authorize an Amendment for an Additional One-Year Contract Extension for the Standard Industrial and Agriculture Program Delivery Contract for Production Efficiency Program**

February 24, 2021

---

### **Summary**

Approve basic terms and authorize Energy Trust's Executive Director to sign an amendment to extend Energy Trust's current contract with Cascade Energy (Cascade) for program delivery services for Energy Trust's Standard Industrial and Agriculture track for the Production Efficiency program for an additional one-year extension period through December 31, 2022, which would result in a total contract term not to exceed six years.

### **Background**

At its July 20, 2016 board meeting, Energy Trust staff reported on the results of its competitive solicitation process and received board approval to enter a Program Delivery Contractor agreement with Cascade for an initial term of three years, with the potential for up to two additional one-year performance-based extensions and a total contract term not to exceed five years.

Energy Trust subsequently contracted with Cascade for such services for an initial three-year term from January 1, 2017 to December 31, 2019. In February of 2019, staff briefed the board on its recommendation to exercise the first one-year extension, and the board did not object. In April of 2020, staff again briefed the board on Cascade's performance and its recommendation to exercise the final one-year extension period and the board did not object.

The delivery of standard industrial efforts costs about \$5.8 million per year, including incentives. Incentives are about 66% of the total. These efforts generally bring in about 19 million kWh and 500,000 therms per year. The Standard Industrial track is about 17% of all costs within the industrial programs and brings in 13% of the sector's electric savings and 32% of the sector's gas savings. Standard industrial savings represents 5% of Energy Trust's electric savings 8% of Energy Trust's gas savings in a typical year.

Staff proposes to revise the structure of the Production Efficiency Program and structure a comprehensive rebid in 2022 with the possibility of combining Standard and Custom track contract scopes of the program. To align the terms of the program contracts for such a comprehensive rebid, Energy Trust staff recommends approval of an amendment to extend the Cascade Program Delivery Contract for one additional year through December 31, 2022. This action would extend the term of the contract to a maximum of six years from the current five-year limit and postpone the RFP for program delivery of the standard industrial efforts.

## Discussion

- Energy Trust staff manages and delivers the Production Efficiency program, a program designed to deliver energy efficiency in existing Industrial and Agriculture facilities in Oregon. The program has been utilizing two Standard track and three Custom track Program Delivery Contractors (PDCs) to deliver the program to participants.
- The Custom track PDCs work directly with program participants in one of three specified geographic areas to identify potential custom measures and deliver strategic energy management (SEM) services, while the Standard track PDCs work with a network of trade allies across Oregon to deliver customers prescriptive and calculated energy efficiency solutions to their customers.
- The competitive solicitation for the Standard track program delivery contractor services was conducted in 2016 and resulted in the selection of Cascade as the Standard Industrial and Agricultural PDC and Evergreen Consulting as the Standard Industrial Lighting PDC. The competitive solicitation process for the three Custom track PDCs was conducted in 2018. The initial term of those contracts was from January 1, 2019 to December 31, 2021, with the potential for two one-year extensions.
- In 2020, the Standard Industrial Lighting PDC services were combined with Commercial Lighting and after a competitive solicitation process, the board authorized a contract with CLEAResult to manage the commercial and industrial Business Lighting program services beginning January 1, 2021. This leaves Cascade's Standard Industrial and Agriculture PDC contract, which will expire December 31, 2021, as the only remaining Production Efficiency Standard track PDC contract.
- We are requesting that the board authorize the Executive Director to amend Cascade's Standard Industrial and Agriculture PDC contract one year through December 31, 2022.
- In a separate briefing paper, we are also concurrently recommending that the board allow staff to execute the first of the two potential one-year extension periods for the three Custom Track PDC contracts to extend those contracts through December 31, 2022.
- These contract extensions are proposed to align the Industrial and Agriculture Standard track PDC contract services and the three Custom track PDC contract services in the same timeline for conducting a comprehensive Production Efficiency program rebid process during 2022.
- Due to the scale of Energy Trust's program management and program delivery services, staff must typically issue the competitive solicitation by early March to allow time to complete the process and enable a successful transition. If the Board agrees with staff's recommendation, the Production Efficiency team would be able to look at the program design comprehensively and consider different structural options during 2021 to best position the Production Efficiency program for the future and expand supplier diversity subcontracting opportunities. Options that staff would like to investigate include combining Standard Industrial and Agriculture and Custom track services, reconfiguring Custom territories, or potentially shifting to a program

management contractor (PMC) model.

- Additionally, the team needs time in 2021 to focus on both the continued implementation of the new re-designed Business Lighting program services and management of very strong Production Efficiency program pipelines (resulting from high demand for 2020 bonuses put in place during the COVID-19 slow down) within budget and with a goal of minimizing disruption of the market as much as possible.
- By authorizing an amendment for a one-year extension to the existing Standard Industrial and Agriculture PDC contract with Cascade, staff would be able to delay the competitive solicitation process for the contract until 2022 after the structure assessment.
- A competitive bid process would ordinarily be required under Energy Trust's internal competitive bid guidelines for an extension of the Standard Industrial and Agriculture track program delivery contract. However, it would be difficult to recruit and transition a new contractor to deliver these services for just one year. Energy Trust staff have confidence Cascade can continue to successfully implement the program during the proposed additional one-year extension period to achieve 2022 savings goals for the following reasons:
  - During the initial contract term beginning January 1, 2017 through December 31, 2019, Cascade achieved strong annual electric savings performance and satisfactory annual gas savings performance. While not finalized yet, results from 2020, the first extension period, indicate Cascade will exceed their combined electric goal but not their combined gas goal. See details below.
  - Cascade has a seasoned team in both the industrial and agricultural sectors with established relationships with stakeholders and market actors and demonstrated understanding of our markets and program implementation needs
  - Cascade has built a strong trade ally network in compressed air, irrigation, greenhouse, refrigeration and HVAC measures and has strong technical competence and expertise in new measures and calculator tools
  - Cascade has increased outreach initiatives to expand participation of diverse trade allies including increasing rural presence, working with community-based organizations, such as Sustainable Northwest and Lake County Resources Initiative, and supporting diverse trade ally events.

Authorize an amendment for an additional one year extension to the standard Industrial and Agriculture Program Delivery Contract for the production efficiency program R933

February 24, 2021

	2017	2017	2017	2018	2018	2018	2019	2019	2019	2020	2020	2020
	savings goal (kWh and therms)	savings achieved (kWh and therms)	% to goal	savings goal (kWh and therms)	savings achieved (kWh and therms)	% to goal	savings goal (kWh and therms)	savings achieved (kWh and therms)	% to goal	savings goal (kWh and therms)	savings achieved (kWh and therms)	% to goal
PGE	9,505,320	7,690,410	81%	9,735,040	10,583,416	109%	9,776,910	11,752,345	120%	12,137,148	12,265,149	101%
Pacific Power	5,118,249	4,453,308	87%	4,606,760	5,550,009	120%	5,606,340	9,316,331	166%	6,535,388	8,584,902	131%
NWN Natural	342,804	157,925	46%	310,080	741,528	239%	315,796	245,389	78%	593,887	492,136	83%
Cascade Natural Gas	9,641	9,286	96%	8,721	15,912	182%	15,400	32,511	211%	16,924	7,319	43%
Avista	4,642	1,696	37%	4,199	1,378	33%	14,775	21,355	145%	4,616	15,346	332%

## Recommendation

Authorize staff to execute an amendment to extend the current Standard Industrial and Agriculture Program Delivery Contract with Cascade for one additional extension year for approximately \$2,260,000 in projected 2022 program delivery costs, with final amendment amount consistent with board approved 2022 budget and a total contract term not to exceed six years.

### RESOLUTION 933

#### AUTHORIZE AN AMENDMENT FOR AN ADDITIONAL ONE YEAR EXTENSION TO THE STANDARD INDUSTRIAL AND AGRICULTURE PROGRAM DELIVERY CONTRACT FOR THE PRODUCTION EFFICIENCY PROGRAM

#### WHEREAS:

1. The board's initial authorization for this contract as set forth in Resolution 779 did not allow for any additional extensions beyond December 31, 2021 and established a total not to exceed contract term of five years.
2. Energy Trust staff has requested board authorization to allow for one additional one-year extension period, which would be set forth by the parties in a contract amendment, to extend the term of the agreement from January 1, 2022 through December 31, 2022.
3. This additional extension period would provide Production Efficiency staff the opportunity to strategically incorporate the Standard Industrial and Agriculture program delivery services into a comprehensive competitive solicitation process that Energy Trust would conduct in during 2022 that would also include the Production Efficiency Custom track program delivery contractor services.
4. During its 2021 budget process, staff assumed and estimated a total one-year program delivery budget of approximately \$2,260,000 for the Standard Industrial and Agriculture program delivery services that would be contracted during the proposed 2022 extension period.
5. Actual savings and costs will be reviewed by the Energy Trust board as part of the 2022 budget and action plan process. Based on current assumptions, staff estimates the following program savings in 2022:

	Electric	Gas
Savings	17,000,000 kWh	400,000 therms

Authorize an amendment for an additional one year extension to the standard Industrial and Agriculture Program Delivery Contract for the production efficiency program R933

February 24, 2021

**IT IS THEREFORE RESOLVED:**

- 1. The executive director or his designee is authorized to enter into a contract amendment to extend the term of the Standard Industrial and Agriculture Track Program Delivery Contract with Cascade through December 31, 2022 consistent with the basic terms herein;**
- 2. Actual 2022 contract costs and savings goals included in the contract amendment shall be consistent with the board-approved 2022 budget and two-year action plan; and**
- 3. Staff will report to the board on the results of its Production Efficiency program assessment and competitive solicitation plans for the contract services described herein by no later than September 31, 2021.**

Moved by:

Seconded by:

Vote: In favor:

Abstained:

Opposed:

**PINK PAPER**

# **Board Decision Authorizing a Contract with Evergreen Economics to Perform Oregon Oversampling Services in Connection with Northwest Energy Efficiency Alliance (NEEA) Residential Building Stock Assessment**

February 24, 2021

## **Summary**

Northwest Energy Efficiency Alliance's (NEEA) 2020-2024 Strategic and Business plan calls for a residential building stock assessment (RBSA), set to begin in 2021, with a focus on detached, single-family homes with a sample of approximately 1,000. Non-detached dwellings and multifamily buildings were not initially included in NEEA's scope for the RBSA. Given the importance and growth of the multifamily market, Energy Trust and six other NEEA funders executed special project order contract amendments with NEEA to provide funding to add non-detached dwellings and multifamily buildings into the currently planned and budgeted RBSA study.

To further increase the value of the RBSA and improve our ability to slice the results into meaningful segments, Energy Trust would like to fund an over-sample of single-family and multifamily buildings in Oregon. In Energy Trust's 2021-2022 budget and action plan, Planning and Evaluation included \$480,000 over two years to fund an over-sample of multifamily and single-family buildings in Oregon for these purposes. The proposed over-sample budget is broken down accordingly:

- \$160,000 for an over-sample of approximately 80 single-family homes in Oregon that are NW Natural gas customers, to improve precision of results in NW Natural territory so they can better assess housing stock in their territory and improve load forecasting.
- \$120,000 for an over-sample of approximately 60 single-family homes in Oregon, primarily in heating zones 2 and 3, East of the Cascades, to improve precision of results in heating zone 2/3 and enable better comparisons of housing stock in heating zone 1 and heating zone 2/3.
- \$200,000 for an over-sample of 80 to 100 DTFT and multifamily dwelling units in Oregon to improve overall precision of results and enable better comparisons between multifamily building types and sizes.

## Background and Discussion

- Since its inception, Energy Trust has supported and relied upon NEEA as the premier source of market transformation activities and electric energy savings benefitting Pacific Northwest utilities and their respective customers.
- In 2014, NEEA expanded its portfolio of programs to focus on and provide market transformation activities related to natural gas, also benefitting Pacific Northwest utilities and their respective customers. Since that time, Energy Trust has also supported NEEA's natural gas market transformation efforts.
- As the second largest funder, Energy Trust represents approximately 20.1 percent of NEEA's total electric budget and approximately 34 percent of its total natural gas budget.
- NEEA is also the premier source of regional research on energy efficiency technology, markets, codes and standards, and building characteristics. One of the most important and most frequently cited studies produced by NEEA is the Residential Building Stock Assessment.
- The board of directors of NEEA unanimously approved its 2020-2024 (Cycle 6) Strategic and Business Plans in December 2018 and requested NEEA funders to approve NEEA Cycle 6 funding.
- In 2019, the board of directors of Energy Trust authorized the executive director to negotiate and execute a five-year contractual commitment to fund the NEEA 2020-2024 Strategic and Business plan in an amount up to \$40,386,000.
- NEEA's Strategic and Business plan calls for a residential building stock assessment (RBSA), set to begin in 2021, with a focus on detached, single-family homes with a sample of approximately 1,000. Non-detached dwellings, duplexes, triplexes, four-plexes, and townhomes (DTFT) and multifamily buildings with more than 4 attached dwellings were not initially included in NEEA's scope for the RBSA study.
- Given that the multifamily sector is a large and growing portion of the residential market in the Northwest and is important to understanding residential energy use and efficiency potential, Energy Trust and six other NEEA funders executed special project order contract amendments with NEEA to provide additional funding to add DTFT and multifamily buildings into the currently planned and budgeted RBSA study. This special project funding will cover buildings with more than one attached dwelling in order to fully understand this segment of residential dwellings.
- To further increase the value of the RBSA and improve Energy Trust's ability to slice the results into meaningful market segments, hone in on Oregon-specific characteristics, and stratify the results by type and size, Energy Trust has budgeted to fund an over-sample of single-family and multifamily buildings in Oregon. Over-sampling adds sample points to improve the precision of results overall or for specific segments.



- In Energy Trust's approved 2021-2022 Budget and Action Plan, Planning and Evaluation included \$480,000 over two years to fund an over-sample of multifamily and single-family buildings in Oregon.
- NEEA has engaged Evergreen Economics, a Portland-based energy economic consulting firm, to provide oversampling services for those of its funders interested in RBSA oversampling in their service territories.
- Energy Trust staff support the execution of a contract directly with Evergreen Economics to fund an over-sample of single-family and multifamily homes in Oregon as part of NEEA's RBSA study.

## **Recommendation**

Although the proposed contract with Evergreen Economics does not exceed the Executive Director's signing authority under Energy Trust board policy and delegation, because it is closely connected to the NEEA Cycle 6 Funding Agreement, Energy Trust ask for explicit board authority for the executive director or his designee to sign a contract with Evergreen Economics authorizing expenditures specifically related to an RBSA oversample of up to \$480,000, contingent upon successful contract negotiation consistent with the resolution, below.

### **RESOLUTION 934 AUTHORIZING A CONTRACT WITH EVERGREEN ECONOMICS FOR OREGON OVERSAMPLING IN CONNECTION WITH THE NORTHWEST ENERGY EFFICIENCY ALLIANCE RESIDENTIAL BUILDING STOCK ASSESSMENT**

#### **WHEREAS:**

- 1. The Northwest Energy Efficiency Alliance (NEEA) remains the premier regional market transformation organization and Energy Trust contractor since our inception.**
- 2. In July 2019, Energy Trust committed to funding NEEA through its current funding cycle, NEEA "Cycle 6" and for the NEEA 2020-2024 Strategic Plan and Business Plan.**
- 3. As part of Energy Trust's Cycle 6 contribution, Energy Trust supports NEEA's residential building stock assessment (RBSA) and, through its approval of Special Project Order No. 3 to the Cycle 6 agreement, additional analysis of multifamily residential buildings.**
- 4. The RBSA, including additional analysis of multifamily residential buildings, is an important region-wide data collection effort that is widely used and cited in load forecasting, efficiency resource assessments, setting efficiency baselines, better understanding residential buildings and program opportunities, and developing new, or updating existing, efficiency measures.**
- 5. To enhance the currently planned and budgeted RBSA study for Energy Trust planning, Energy Trust wishes to over-sample single-family and multifamily buildings in Oregon.**

- 6. The cost to over-sample single-family and multifamily buildings in Oregon would be an additional \$480,000 over two years.**
- 7. NEEA funders who are interested in RBSA oversampling in their service territories are contracting directly with Evergreen Economics, the consultant selected by NEEA for this work.**
- 8. Energy Trust proposes similarly to engage Evergreen Economics for these services for Oregon oversampling in connection with the NEEA RBSA and seeks board authority for funding this contract engagement in an amount not to exceed \$480,000.**

**It is therefore RESOLVED:**

- 1. The executive director or his designee is authorized to negotiate and sign a contract with Evergreen Economics authorizing Energy Trust funding of up to an additional \$480,000 related to Oregon oversampling for NEEA's Residential Business Stock Assessment, including for multifamily building assessments, such funding being consistent with Energy Trust's current board-approved annual budget and two-year action plan.**

Moved by:

Seconded by:

Vote:

In favor:

Abstained:

Opposed:

# Tab 10

## Board Decision

### Revised proposal for change in meeting minutes notetaking approach

February 24, 2021

---

#### Background and Summary

Energy Trust staff takes notes at all meetings of the Energy Trust Board of Directors. Currently board notes include comprehensive, detailed write-ups of all presentations, board discussions and committee reports. This level of detail produces many pages of notes per meeting, requiring approximately 100 hours a year in staff time to produce, review, edit and proof notes—equivalent to \$9,500 per year in staffing costs. Energy Trust has established a Board Services function in the Legal/Contracts group. Board Services, with more consistent connections and understanding of board activities, will support the board secretary by providing notetaking services for board meetings.

Staff proposed a more condensed approach to minutes at the board meeting in December 2020. Board members asked for a revised approach, recognizing the benefits of more concise minutes but asking for greater assurance that minutes would meet best practices and standards for nonprofit corporate minutes.

Staff proposes a modification to the original proposal, with Board Services undertaking responsibility for minutes, shortened to highlight board discussions and reflect board decisions in narrative form. All changes would be implemented in 2021.

#### Discussion

---

Pursuant to section 4.8 of Energy Trust bylaws, the secretary of the board is responsible to “prepare or keep (or cause to be prepared and kept) the minutes of all meetings. . . .” The secretary’s role and responsibility is consistent with Oregon nonprofit corporation law. Energy Trust staff has supported the board secretary in minutes since the organization’s inception. Under Mark Kendall’s leadership, staff has not organized more formally to provide a Board Services function in the Legal/Contracts group. In response to board discussions at its meeting in December 2020, staff proposes that the Board Services group assume responsibility for supporting the board secretary in preparation and maintenance of board meeting minutes.

Minutes will continue to be prepared in primarily narrative form but will be more succinct and concise than previous practice. At all times, however, the minutes will continue to be compliant with Oregon statutory minimums for minutes and best practices. Moving staff responsibility to the Board Services function in the Legal/Contracts group will ensure continuing and focused compliance and familiarity with nonprofit corporate law and best practices.

Staff proposes using the following parameters and guidelines for minutes, derived from the Non-Profit Risk Management Association, the American Bar Association Nonprofit Governance and Management and the Oregon Nonprofit Handbook:

- The names of those members who are present and who are absent.
- The date and time the board meeting begins and ends.
- Existence or absence of a quorum.
- A concise summary of action taken by the board.

- The names of persons making and seconding motions.
- A summary of votes, indicating when motions were adopted by unanimous votes, or the breakdown in yeas, nays or abstention.
- A summary of documents introduced during the meeting.
- Links to complete documents referenced in summary in the minutes.
- A summary of discussion points – concise statements of the issues raised and concerns reflected during discussion.
- A summary of key action items, future steps, and who will take them.
- Name of the person and title responsible for taking the minutes

An example of this approach is in the minutes excerpt copied at the end of this decision briefing paper. Staff presented this proposal and the example minutes excerpt below to the Policy Committee at its meeting on January 28, 2021. Committee members supported this approach to minutes and support for the board secretary.

### **Recommendation**

Authorize change in board meeting minutes notetaking approach for more concise and succinct minutes which continue to be compliant with Oregon nonprofit corporation law and best practices and supported by the Board Services function of the Energy Trust Legal/Contracts group.

### **Resolution 935**

#### **Authorize Changes to Board Meeting Minutes Notetaking Approach**

February 24, 2021

---

#### **RESOLUTION 935 AUTHORIZING CHANGES TO BOARD MEETING MINUTES NOTETAKING APPROACH**

#### **WHEREAS:**

- 1. Energy Trust and its board of directors operate in a transparent manner, with board meetings open to the public and minutes made publicly available.**
- 2. According to section 4.8 of Energy Trust’s bylaws, the board secretary is responsible to “prepare and keep (or cause to be prepared and kept)” board meeting minutes. Currently, Energy Trust staff support the board secretary by taking notes at all meetings of the Energy Trust Board of Directors and drafting minutes that comprehensive and include detailed write-ups of all presentations, board discussions and committee reports.**
- 3. This level of detail produces many pages of notes per meeting, requiring approximately 100 hours a year in staff time to produce, review, edit and proof notes—equivalent to \$9,500 per year in staffing costs.**
- 4. Energy Trust’s business planning process identified potential staffing resource efficiency gains by employing a more succinct and concise notetaking approach for board meeting minutes, thereby freeing up more staff time for other and high-priority tasks.**

5. **Energy Trust has established a Board Services function within the Legal/Contracts group to support board activities including board meetings. Board Services has a deep understanding of board activities and compliance and best practices for board meeting minutes.**
6. **The Board Services function is well suited to support the board secretary in preparation and maintenance of meeting minutes and will do so beginning in 2021, with a focus on making minutes more concise and sucking and also ensuring legal compliance and reflects best practices in meeting minutes.**
7. **Beginning in 2021, board members would receive more concise and succinct meeting minutes included in board meeting packets, still in narrative form and meeting all legal requirements and best practices for meeting minutes. Board members would also receive links to recorded meetings via email.**
8. **Board meeting minutes will continue to be posted publicly on Energy Trust’s website. Links to meeting recordings would be available upon request to the public.**

**IT IS THEREFORE RESOLVED: That Energy Trust of Oregon, Inc., Board of Directors approves and authorizes a more concise and succinct approach to board meeting notetaking for preparation of board meeting minutes, meeting all legal requirements and consistent with best practices. Additionally, links to meeting recordings will be sent to board members and provided upon request to the public.**

Moved by:		Seconded by:	
Vote:	In favor:	Abstained:	
	Opposed:		



# Board Meeting Minutes 184<sup>th</sup> Meeting-Excerpt Proposal

December 11, 2020

---

**Board members present:** Erik Andersson, Susan Brodahl, Melissa Cribbins, Lindsey Hardy, Elee Jen, Mark Kendall, Alexia Kelly, Henry Lorenzen, Alan Meyer, Roland Risser, Letha Tawney (Oregon Public Utility Commission ex officio), Janine Benner (Oregon Department of Energy special advisor)

**Commented [DGM1]:** Times at which board members enter and leave would always be recorded.

**Board members absent:** Ernesto Fonseca, Anne Root, Eric Hayes

**Staff attending:** Emily Findley, Cheryle Easton, Mike Colgrove, Wendy Bredemeyer

**Others attending:** [ADD IN from List]

## Business Meeting

---

Melissa Cribbins called the meeting to order at 10:00 a.m and reminded board members that consent agenda items can be changed to regular agenda items at any time.

## General Public Comments

---

There were no public comments.

## Consent Agenda

---

*The consent agenda may be approved by a single motion, second and vote of the board. Any item on the consent agenda will be moved to the regular agenda upon the request from any member of the board.*

### MOTION: Approve consent agenda

Consent agenda includes:

- October 14, 2020 Board Meeting Minutes
- October 14, 2020 Budget Workshop Minutes
- Policy 4.17.000-P Information Provided by Program Participants, Contractors and Bidders R0923

Moved by:  
Eric Hayes

Seconded by:  
Roland Risser

Vote:            In favor: 9

Abstained:0

Opposed: 0



## Consent Agenda Board Decision

### Amend Participant Information Policy

December 11, 2020

---

#### RESOLUTION 923

#### PARTICIPANT INFORMATION POLICY

#### WHEREAS:

1. Energy Trust is careful about how it uses information provided by individuals and businesses that participate in Energy Trust programs. In addition to being respectful of privacy interests generally, Energy Trust is concerned that if participants do not trust that their identities will be protected, they may not participate in Energy Trust programs.
2. At the same time, Energy Trust has disclosure obligations and interests: regulatory reporting requirements, legislative inquiries, and the need to collaborate with utilities, government agencies and other energy analysts.
3. To balance these concerns, in 2005 the Energy Trust board, in collaboration with the OPUC, adopted a policy that: (a) treats information about residential participants as confidential; (b) allows disclosure of name, Energy Trust incentive and energy savings (or generation) for commercial and industrial participants; (c) permits sharing of aggregated information with other energy analysts; (d) discloses contracts except for provisions specifically identified as confidential by the contract counter-party; and (e) treats bid materials as confidential. The policy has been amended in limited ways since 2005, but its basic parameters have stayed in place and worked well.
4. In 2017, Energy Trust retained a consultant to review Energy Trust privacy policies and procedures. The review focused primarily on bringing our practice in line with current "Generally Accepted Privacy Principles," or GAPP. The policy was reviewed again in 2020 for GAPP compliance, and no further revisions were suggested. In addition, Energy Trust also consulted with staff who use this information most often, to identify operational issues.
5. No substantive changes were recommended as a result of these reviews, but a small number of editorial changes are suggested for clarity.

It is therefore RESOLVED that the Energy Trust policy on Participant Information is amended as shown below.

Moved by: [Eric Hayes](#)

Seconded by: [Roland Risser](#)

Vote: In favor: [9](#)

Abstained: [0](#)

Opposed: [0](#)

---

## President's Report

Board president Melissa Cribbins thanked board members for their service to Energy Trust. President Cribbins expressed gratitude for the work of Energy Trust during the heating season, especially during this extraordinary time when people are spending so much time at home.

---

## Executive Director's Report

Executive Director Michael Colgrove delivered updates on several topics:

### DEI Operations Plan Update

The DEI Operations plan was first adopted in 2018, with 10 goals for DEI work across the organization. The original plan covered the 2018-2020 period. Over the last six months, staff overseeing activities in the 10 goal areas met to propose ways to extend the goals in each of the 10 areas for an additional year and engaged DAC for input. Staff presented the extended plan goals to the Energy Trust Executive Team. In 2021, Tyrone will lead a review of the operations plan and eventually propose a new DEI Operations Plan. Staff will present information to the board on the new plan at the May 2021 board meeting.

Board members asked for additional detail on the extended goals, with particular questions around goals pertaining to rural participation and budget. Staff is finalizing the 2020 goal document and will circulate that information to the board prior to the next board meeting.

### Director of Energy Programs Retirement and Recruitment

Peter West, Director of Energy Programs, announced his retirement in November. A nationwide search is beginning for Peter's replacement. Debbie Menashe is leading the recruitment process internally, and Energy Trust has engaged Wahl & Associates, a leadership recruiting firm with a focus on equity, to support the process.

The position will be posted in early January, and stakeholders, including two members of the DAC, will be involved in application review and interviews. Board members asked about ways in which they could be involved in the recruitment process. Mike and Debbie will meet with a group of board members to discuss interest and ways in which board members can be involved.

### Organization Structure Changes

Beginning now and continuing through 2021, a series of organization structure changes will be implemented. These changes are intended to create more flexibility through cross-organizational support, greater efficiencies, and more opportunity for focus on business development and innovation

### Business Programs Update

The business program PMC and PDC contracts are under discussion. The new Commercial and Industrial Lighting program is expected to be delivered under a PDC agreement with CLEAResult, and the Commercial Program is to be managed and delivered under a PMC agreement with TRC. These contracts will have performance goals on savings and on supplier diversity spending, all as outlined in the board presentations in September. Board members asked when the contracts would be completed, and Mike answered that they are intended to be executed by December 31 in order to be effective at the beginning of 2021.

### Wildfire Update

Energy Trust is monitoring and supporting, as appropriate, wildfire restoration efforts around the state. Energy Trust has provided funding to support the Housing Authority of Jackson County's (HAJC) efforts on housing rebuilding, and Jason Elzy, executive director of HAJC presented information to the board about the organization's work.

- Board members thanked Jason for his public service and discussed how HAJC's work connects with Energy Trust's purpose and mission. Jason explained that replacing and

rebuilding housing, particularly in manufactured and affordable housing, provides an opportunity to rebuild with energy efficiency and Earth Advantage standards so that new housing stock is more efficient than the previous housing stock.

**Propose change in Board Minutes**

Mark Kendal and Julianne Thacher presented

Board members discussed a staff proposal for shorter, less detailed minutes, with significantly shorter descriptions of discussions, using bulleted short summaries. Resolution format and details on voting and board member attendance would remain the same. In addition, recordings of the meetings would be available on request.

Board members raised questions about the legal implications of meeting recordings and storage considerations. Staff responded that the legal requirements of minutes would be met with the new format. Additionally, recordings of the meetings are currently kept and provided upon request and have been for some time. These recordings are available for information, but the signed minutes are, and would continue to be, the official record of each board meeting.

Board members generally support shorter minutes but expressed concerns about the level of succinctness in the staff proposal before them. Board members want more assurance of legal compliance, best practices, and adequate transparency. The board agreed that staff and a subset of interested board members will confer and return to the board at the next meeting with a refined proposal aimed at meeting the board's expressed concerns.

....

**Adjourn**

The meeting adjourned at 4:28 p.m. The next regular meeting of the Energy Trust Board of Directors will be held Wednesday, \_\_\_\_\_. The location is to be announced.

\_\_\_\_\_  
Signed: Mark Kendall, Secretary

\_\_\_\_/\_\_\_\_/\_\_\_\_