

2021 Oregon Energy Code & Luminaire Level Lighting Controls

Panel:

Dan Kuhl, LC – Evergreen Consulting Group

Nathan Beck – Solus

Moderators:

Kriya Kaping - CLEAResult

Angela Pilant, LC – Evergreen Consulting Group

June 22, 2021



Presenters

Dan Kuhl – Evergreen Consulting



Nathan Beck – Solus



Today's Session

- Commercial provisions of the OEESC
- New Buildings Lighting Calculator for Code Compliance
- Code Compliance with Luminaire Level Lighting Controls (LLLC)
- Resources/Q&A

*We will be referencing various technologies today.
We do not endorse any specific manufacturer.
Any reference in the presentation today is for
educational purposes.*



Photo Credit: Cooper Lighting Solutions

Poll Question

Q) What is your discipline/role?

- 1) Architect
 - 2) Electrical Engineer/Designer
 - 3) Contractor/Installer
 - 4) Manufacturer Rep
 - 5) Facility
-

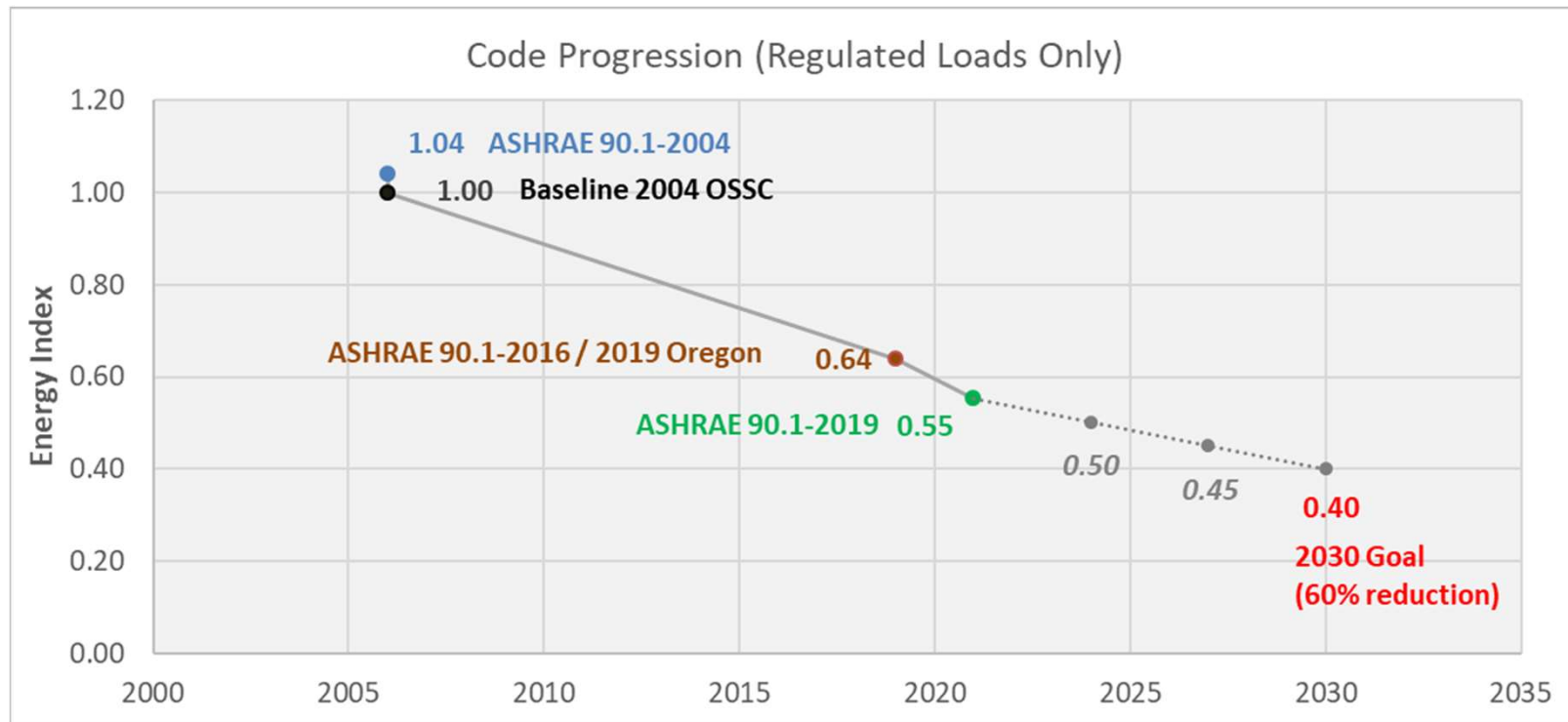
2021 Oregon Zero Energy Efficiency Specialty Code

2021 Oregon Energy Efficiency Specialty Code became effective April 1, 2021



90.1-2019

Code Progression



Codes are becoming more and more efficient, and Controls are a major factor

Code Updates – Lighting Power Allowance

Reduction in allowed watts per square foot – Table 9.5.1

Building Type	2014	2019
Automotive Facility	0.79	0.71
Health Care Clinic	0.89	0.82
Manufacturing Facility	1.24	0.90
Office	0.91	0.79
Parking Garage	0.25	0.15
Retail	1.32	1.06
Warehouse	0.66	0.48

Code Updates – Lighting Power Allowance

Reduction in allowed watts per square foot for Space By Space– Table 9.6.1

Table 9.6.1 *Lighting Power Density Allowances Using the Space-by-Space Method and Minimum Control Requirements Using Either Method*

<p><i>Informative Note:</i> This table is divided into two sections; this first section covers <i>space</i> types that can be commonly found in multiple <i>building</i> types. The second part of this table covers <i>space</i> types that are typically found in a single <i>building</i> type.</p>			<p>The <i>control</i> functions below shall be implemented in accordance with the descriptions found in the referenced paragraphs within Section 9.4.1.1 For each <i>space</i> type:</p> <p>(1) All REOs shall be implemented. (2) At least one ADD1 (when present) shall be implemented. (3) At least one ADD2 (when present) shall be implemented.</p>								
			Local Control (See Section 9.4.1.1 [a])	Restricted to Manual ON (See Section 9.4.1.1 [b])	Restricted to Partial Automatic ON (See Section 9.4.1.1 [c])	Bilevel Lighting Control (See Section 9.4.1.1 [d])	Automatic Daylight Responsive Controls for Sidelighting (See Section 9.4.1.1 [e] ⁶)	Automatic Daylight Responsive Controls for Toplighting (See Section 9.4.1.1 [f] ⁶)	Automatic Partial OFF (See Section 9.4.1.1 [g] [Full Off complies])	Automatic Full OFF (See Section 9.4.1.1 [h])	Scheduled Shutoff (See Section 9.4.1.1 [i])
Common <i>Space</i> Types ¹	LPD Allowances, W/ft ²	RCR Threshold	a	b	c	d	e	f	g	h	i
Atrium											
<20 ft in height	0.39	NA	REQ	ADD1	ADD1		REQ	REQ		ADD2	ADD2
≥20 ft and ≤40 ft in height	0.48	NA	REQ	ADD1	ADD1	REQ	REQ	REQ		ADD2	ADD2
>40 ft in height	0.60	11	REQ	ADD1	ADD1	REQ	REQ	REQ		ADD2	ADD2
Audience Seating Area											
Auditorium	0.61	6	REQ	ADD1	ADD1	REQ	REQ	REQ		ADD2	ADD2
Gymnasium	0.23	6	REQ	ADD1	ADD1	REQ	REQ	REQ		ADD2	ADD2
Motion picture theater	0.27	4	REQ	ADD1	ADD1	REQ	REQ	REQ		ADD2	ADD2
Penitentiary	0.67	4	REQ	ADD1	ADD1		REQ	REQ		ADD2	ADD2
Performing arts theater	1.16	8	REQ	ADD1	ADD1	REQ	REQ	REQ		ADD2	ADD2
Religious facility	0.72	4	REQ	ADD1	ADD1	REQ	REQ	REQ		ADD2	ADD2
Sports arena	0.33	4	REQ	ADD1	ADD1		REQ	REQ		ADD2	ADD2
All other audience seating areas	0.23	4	REQ	ADD1	ADD1		REQ	REQ		ADD2	ADD2

Code Updates – Daylighting Controls

- Continuous daylight dimming required for all spaces
- Step dimming (control points) eliminated from requirements
- Low setting for the photocontrol to reduce electric lighting power in response to available daylight using continuous dimming set to '20% or less or off'

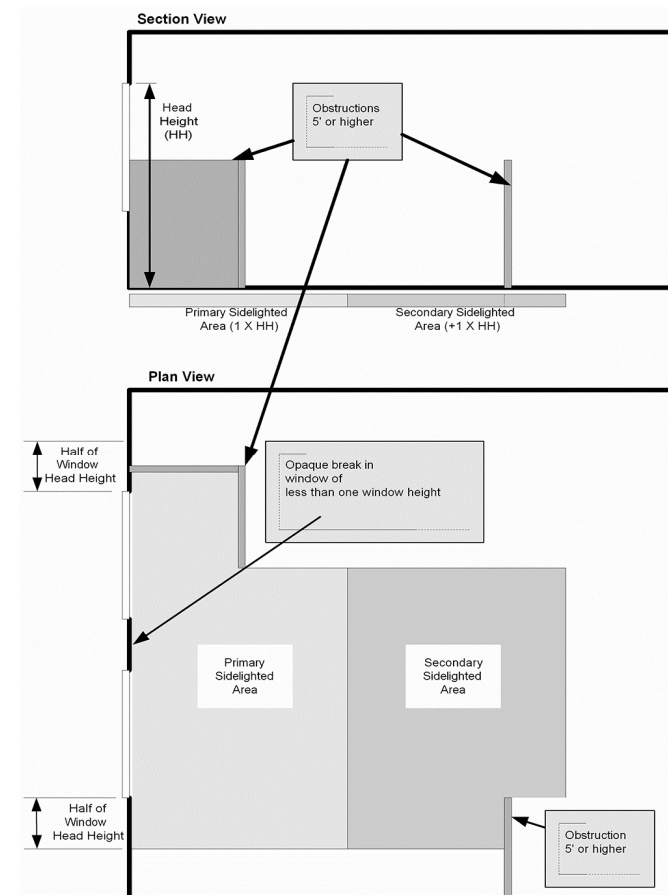


Code Updates – Daylighting Controls

- Sidelighting – Primary & Secondary Zones
- Toplighting – Combination Rules

Examples of control system requirements:

- Calibration adjustment located $\leq 11\text{ft}$ above finished floor
- Reduce electric lighting in response to available daylight using continuous dimming to $\leq 20\%$ and off
- When automatic partial OFF control has reduced to unoccupied set point, daylight responsive control to adjust electric light in response to available daylight (but not above unoccupied set point)



Code Updates – Parking Garage Controls



Photo Credit: Cooper Lighting Solutions

% reduction & time period

	90.1 2016	90.1 2019
Time	20	10
Reduction	30%	50%

Source: DOE

Continuous daylight dimming down to 50% required for luminaires within 20 ft. of wall openings

Code Updates – Advanced Controls

Advanced Controls

An increase in the allowance is also allowed for the use of specified advanced controls that are installed in addition to those already required



Photo Credit: Cooper Lighting Solutions

Energy Trust Forms

520 Lighting Calculator (LC) workbooks for 2014 and 2019 codes can be found on Energy Trust's forms webpage

Commercial > New Construction and Major Renovations > New Buildings Forms + Resources

Forms + Resources

General Project Forms

2019 Code: [Form 520LC 2019](#)

2014 Code: [Form 520LC](#)

Website: www.energytrust.org/commercial/new-buildings-forms-resources/

Energy Trust Calculator

- Utilize the design estimator tab to quickly calculate W/sq allowance & incentive estimates
- Includes link and information to submit Project Enrollment Application (Form 510A)
- Allows Building Area Method OR Space by Space Calculation
- Includes Exterior Lighting Calculations & Incentives

Select up to 5 Whole Building types* using the drop down list	Enter Building Area (sq. ft.)	Installed Lighting (total W, W/sq. ft. or % better than code)
Warehouse	50,000	15000 Watts

Code Year	2019
Project Type	New Construction

**Self-storage is not an approved building type for this calculator. Please contact the program for assistance.*

Building Area Method Calculation

Allowable Watts	24,000
Allowable Watts/sq. ft.	0.48
Proposed Watts	15,000
Proposed Watts/sq. ft.	0.30
Assumed Annual Hours of Operation	4,050

Savings and Incentive Estimates

Estimated Savings (kWh)	15,036kWh
Estimated Project Incentives (\$)	\$3,007

Code Compliance with Luminaire Level Lighting Controls (LLLC)

What is LLLC?

- Integrated Sensors
- Individually Addressable
- Networkable
- Compatible Components



Why Luminaire Level Lighting Controls (LLLC)?

LLLC can be incorporated as a compliance strategy to meet control requirements, including:

- Partial automatic on
- Bilevel lighting control
- Automatic daylight control
- Automatic partial/full off
- Scheduled shutoff

In addition, it offers:

- Additional Energy Savings
- Faster Installation
- Flexibility



Photo Credit: Cooper Lighting Solutions

Design Considerations

Ease of Design & Installation

- Easy to price
- Easy to document
- Part of the fixture
- Flexibility
 - During design
 - During construction
 - Post Occupancy

Lighting systems shall comply with all lighting controls requirements including:

Daylight
Sensing

Occupancy
Sensing

Light
Reduction

Automatic
Shut Off

OR

Comply with requirements for
Luminaire Level Lighting Controls


LLC Installation Advantages

- Labor Savings
- Relieved Wiring Frustration
- Faster Project Completion
- Simple Configuration
- Future Expandability
- Reconfigurable



Poll Question

Q) How many of your current projects do you feel would benefit from Luminaire Level Lighting Controls?

- 1) 10%
 - 2) 25%
 - 3) 50%
 - 4) 75% or higher
 - 5) Not sure
- 

Resources Available



Resources

Find Support Materials at
www.betterbricks.com, LLC
www.tradeallynetworknw.com



**TRADE ALLY
NETWORK^{NW}**
Building Success Together
LEARNING CENTER



LUMINAIRE LEVEL LIGHTING CONTROLS FAQ

Building types that can benefit from these additional capabilities include:

TANNW / Lighting

DLC NLC Training Course

4.0 CEUs

[est. completion time: 4.0 hours, narrated]

Welcome to the DesignLights Consortium, Networked Lighting Co... existing, fundamental lighting control knowledge and introduces in... List (QPL) for NLCs.

An 8-module course in Networked Lighting Controls:

- Module 1: Introduction
- Module 2: Required Capabilities
- Module 3: Reported Capabilities
- Module 4: Common Questions
- Module 5: Intro to Utility Incentive Programs
- Module 6: Identifying Needs
- Module 7: The DLC QPL
- Module 8: Applications

zation

system integration and to enable ligh

ments

ponse

...f DLC's L... ..

Welcome to the Trade Ally Network NW Learning Center

Sign up today and take advantage of quality training and professional development that fits your so

Resources

Code adoption and review

Commercial energy provisions are located in the Oregon Energy Efficiency Specialty Code (OEESC), Chapter 13 of the Oregon Structural Specialty Code (OSSC). Residential energy provisions are located in Chapter 11 of the Oregon Residential Specialty Code (ORSC).

Commercial energy code

2021 Oregon Energy Efficiency Specialty Code

Chapter 13 of the Oregon Structural Specialty Code

- Effective April 1, 2021
- Phase-in period ends Oct. 1, 2021
- Based on ASHRAE Standard 90.1-2019
- [Significant changes summary](#)

[Access more about commercial...](#)

[Energy compliance and training](#)

Residential energy code

2021 Oregon Residential Specialty Code

Chapter 11 - Energy Efficiency

- Effective April 1, 2021
- Phase-in period ends Oct. 1, 2021
- Based on 2018 International Residential Code
- [Significant changes summary](#)

[Access more about residential...](#)

[Energy compliance and training](#)

<https://www.oregon.gov/bcd/codes-stand/Pages/energy-efficiency.aspx>

Questions?

Nathan Beck

Solus

Phone: 503-768-9999

Email: nbeck@solus.com

Dan Kuhl

Evergreen Consulting Group

Phone: 503-278-2182

Email: dan.kuhl@evergreen-efficiency.com

Thank You!

